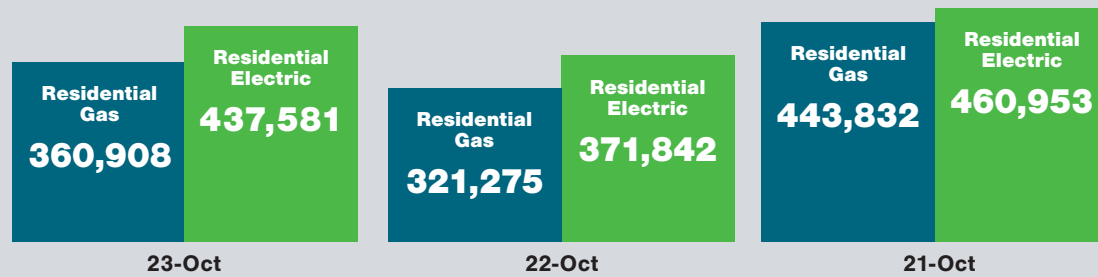


FACTS & FIGURES

AHRI Shipment Data for October 2023

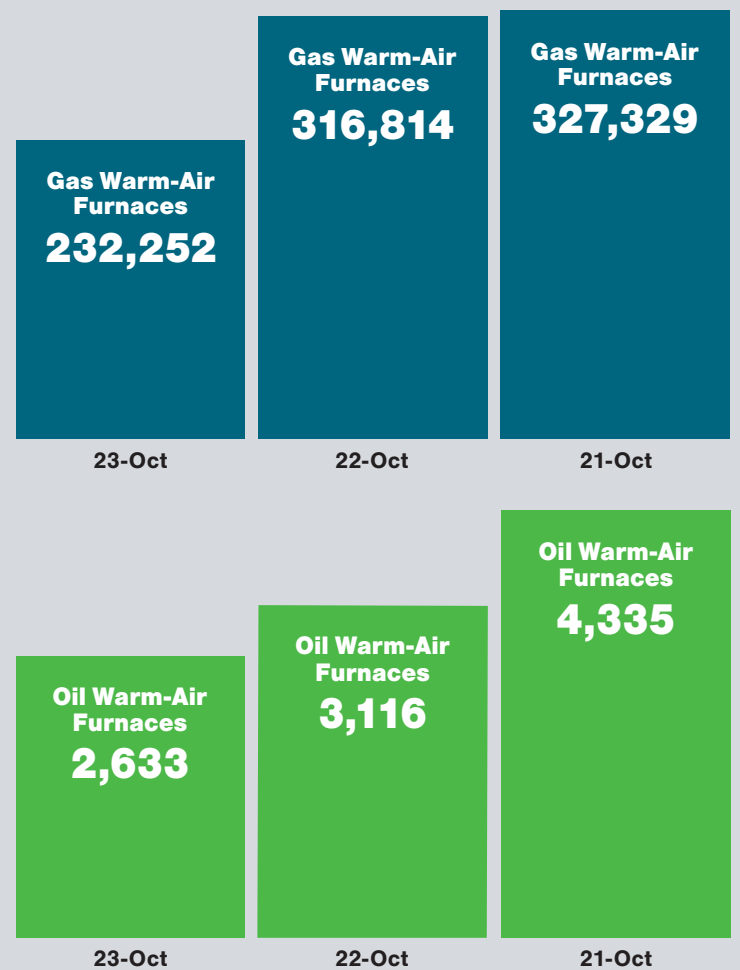
RESIDENTIAL STORAGE WATER HEATERS

U.S. shipments of residential gas storage water heaters for October 2023 increased 12.3%, to 360,908 units, up from 321,275 units shipped in October 2022. Residential electric storage water heater shipments increased 17.7% in October 2023 to 437,581 units, up from 371,842 units shipped in October 2022.



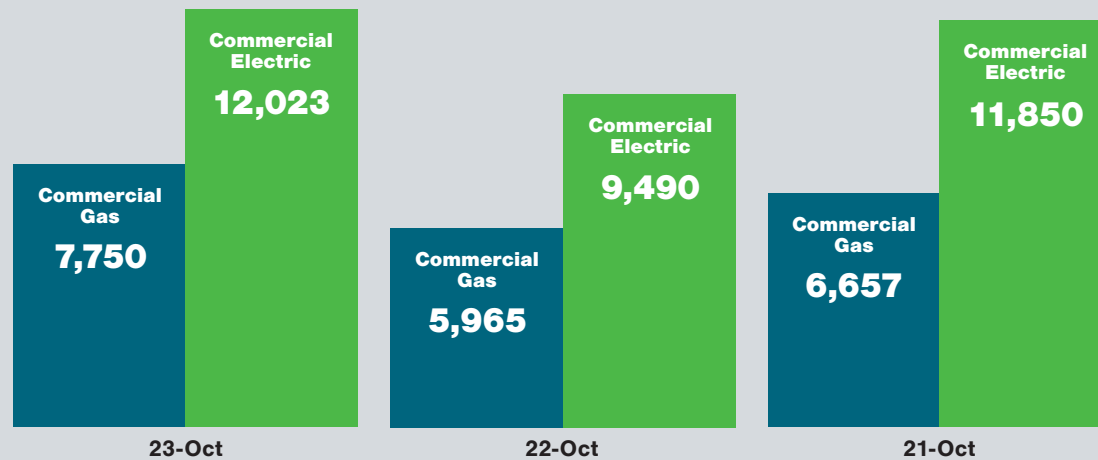
WARM-AIR FURNACES

U.S. shipments of gas warm air furnaces for October 2023 decreased 26.7%, to 232,252 units, down from 316,814 units shipped in October 2022. Oil warm air furnace shipments decreased 15.5%, to 2,633 units in October 2023, down from 3,116 units shipped in October 2022.



COMMERCIAL STORAGE WATER HEATERS

Commercial gas storage water heater shipments increased 29.9% in October 2023, to 7,750 units, up from 5,965 units shipped in October 2022. Commercial electric storage water heater shipments increased 26.7% in October 2023, to 12,023, up from 9,490 units shipped in October 2022.



CENTRAL AIR CONDITIONERS AND AIR-SOURCE HEAT PUMPS

U.S. shipments of central air conditioners and air-source heat pumps totaled 532,569 units in October 2023, down 29.9% from 760,038 units shipped in October 2022. U.S. shipments of air conditioners decreased 22.6%, to 306,735 units, down from 396,208 units shipped in October 2022. U.S. shipments of air-source heat pumps decreased 37.9%, to 225,834 units, down from 363,830 shipped in October 2022.

