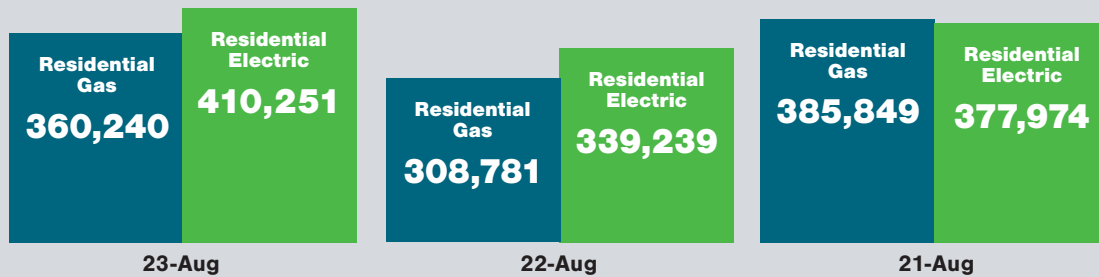


FACTS & FIGURES

AHRI Shipment Data for August 2023

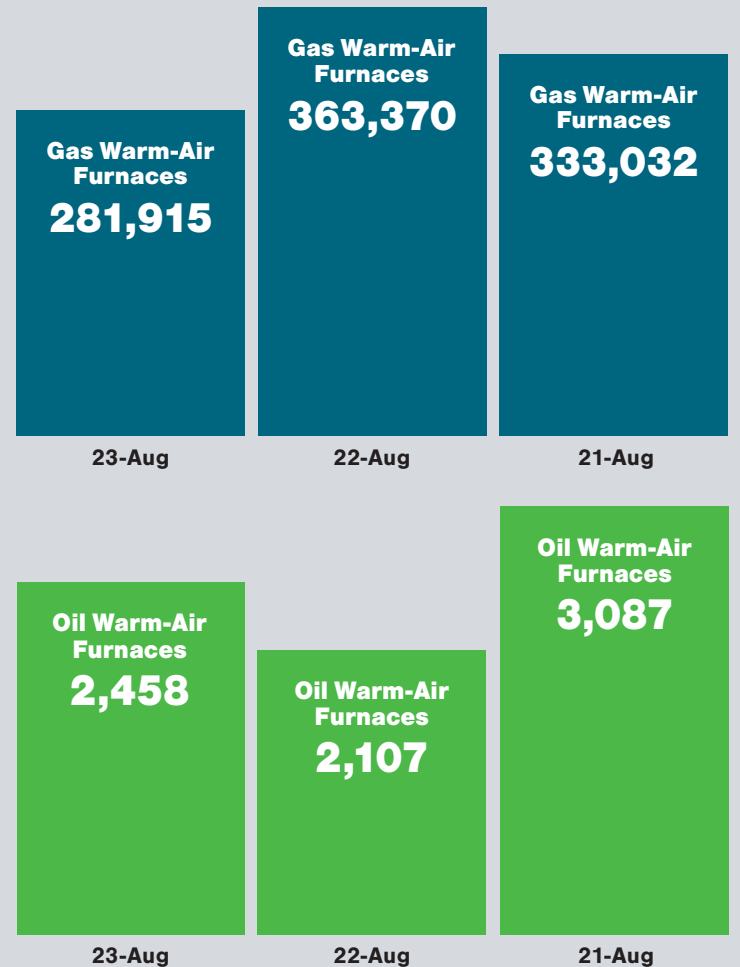
RESIDENTIAL STORAGE WATER HEATERS

U.S. shipments of residential gas storage water heaters for August 2023 increased 16.7%, to 360,240 units, up from 308,781 units shipped in August 2022. Residential electric storage water heater shipments increased 20.9% in August 2023 to 410,251 units, up from 339,239 units shipped in August 2022.



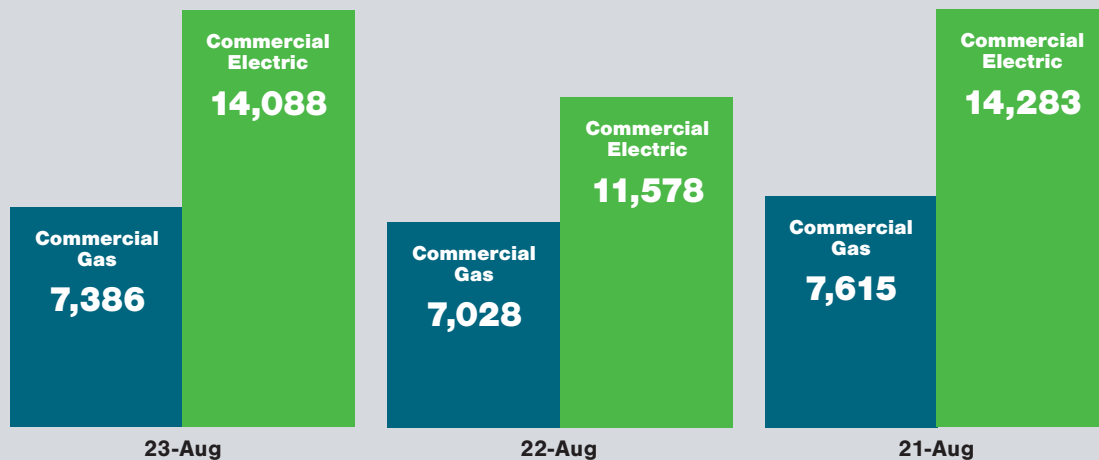
WARM-AIR FURNACES

U.S. shipments of gas warm-air furnaces for August 2023 decreased 22.4%, to 281,915 units, down from 363,370 units shipped in August 2022. Oil warm-air furnace shipments increased 16.7%, to 2,458 units in August 2023, up from 2,107 units shipped in August 2022.



COMMERCIAL STORAGE WATER HEATERS

Commercial gas storage water heater shipments increased 5.1% in August 2023, to 7,386 units, up from 7,028 units shipped in August 2022. Commercial electric storage water heater shipments increased 21.7% in August 2023, to 14,088 units, up from 11,578 units shipped in August 2022.



CENTRAL AIR CONDITIONERS AND AIR-SOURCE HEAT PUMPS

U.S. shipments of central air conditioners and air-source heat pumps totaled 877,200 units in August 2023, down 8.7% from 960,374 units shipped in August 2022. U.S. shipments of air conditioners decreased 3.2%, to 541,108 units, down from 559,137 units shipped in August 2022. U.S. shipments of air-source heat pumps decreased 16.2%, to 336,092 units, down from 401,237 units shipped in August 2022.

