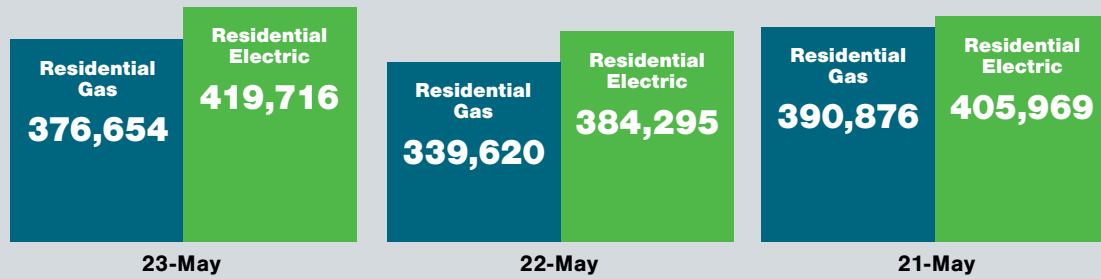


FACTS & FIGURES

AHRI Shipment Data for May 2023

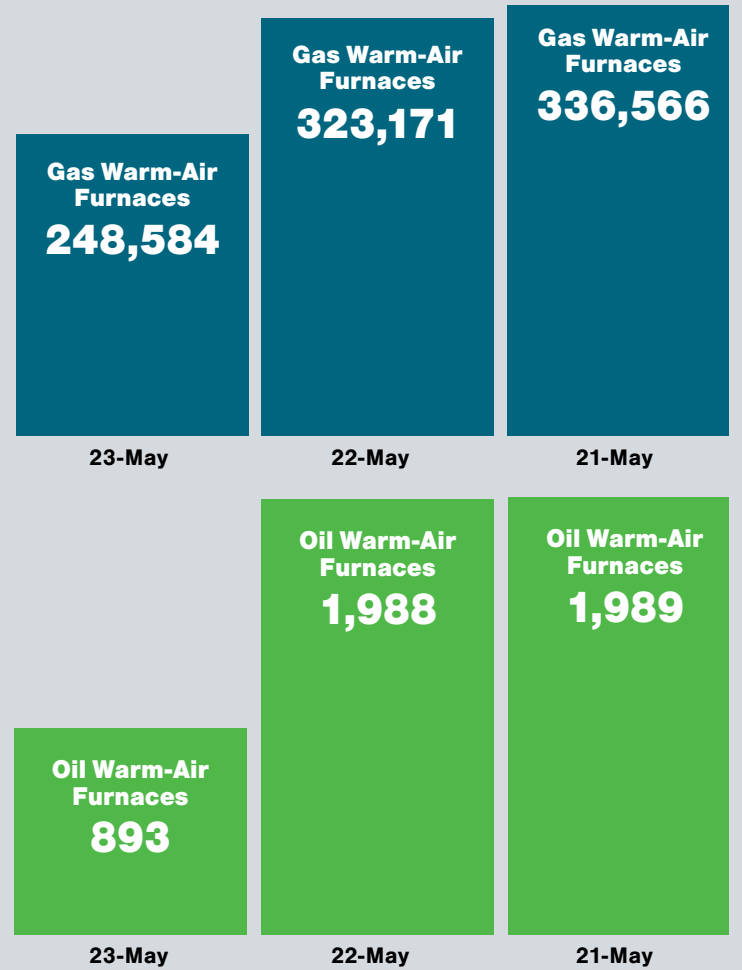
RESIDENTIAL STORAGE WATER HEATERS

U.S. shipments of residential gas storage water heaters for May 2023 increased 10.9%, to 376,654 units, up from 339,620 units shipped in May 2022. Residential electric storage water heater shipments increased 9.2% in May 2023 to 419,716 units, up from 384,295 units shipped in May 2022.



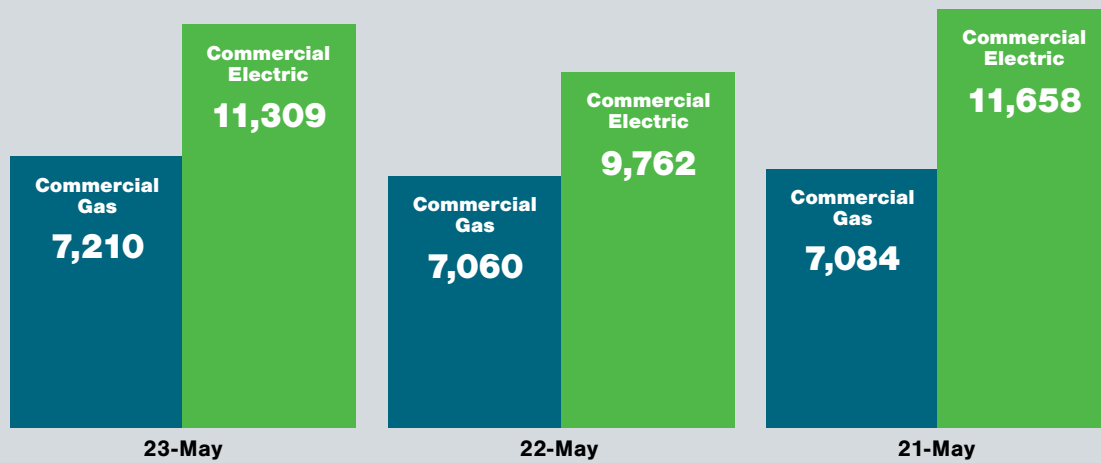
WARM-AIR FURNACES

U.S. shipments of gas warm-air furnaces for May 2023 decreased 23.1%, to 248,584 units, down from 323,171 units shipped in May 2022. Oil warm-air furnace shipments decreased 55.1%, to 893 units in May 2023, down from 1,988 units shipped in May 2022.



COMMERCIAL STORAGE WATER HEATERS

Commercial gas storage water heater shipments increased 2.1% in May 2023, to 7,210 units, up from 7,060 units shipped in May 2022. Commercial electric storage water heater shipments increased 15.8% in May 2023, to 11,309 units, up from 9,762 units shipped in May 2022.



CENTRAL AIR CONDITIONERS AND AIR-SOURCE HEAT PUMPS

U.S. shipments of central air conditioners and air-source heat pumps totaled 908,050 units in May 2023, down 11.3% from 1,023,666 units shipped in May 2022. U.S. shipments of air conditioners decreased 15.2%, to 527,908 units, down from 622,397 units shipped in May 2022. U.S. shipments of air-source heat pumps decreased 5.3%, to 380,142 units, down from 401,269 units shipped in May 2022.

