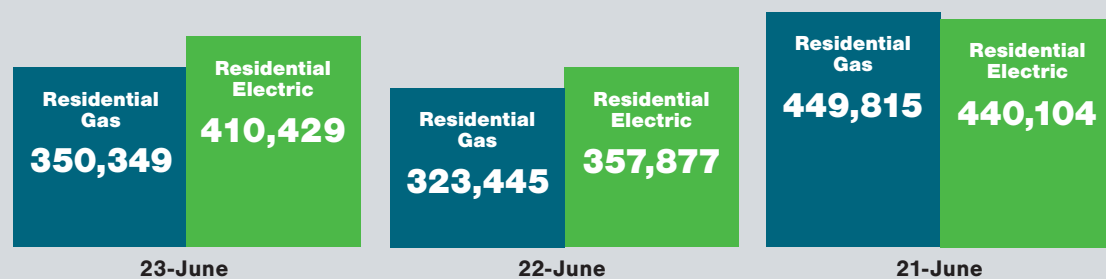


# FACTS & FIGURES

## AHRI Shipment Data for June 2023

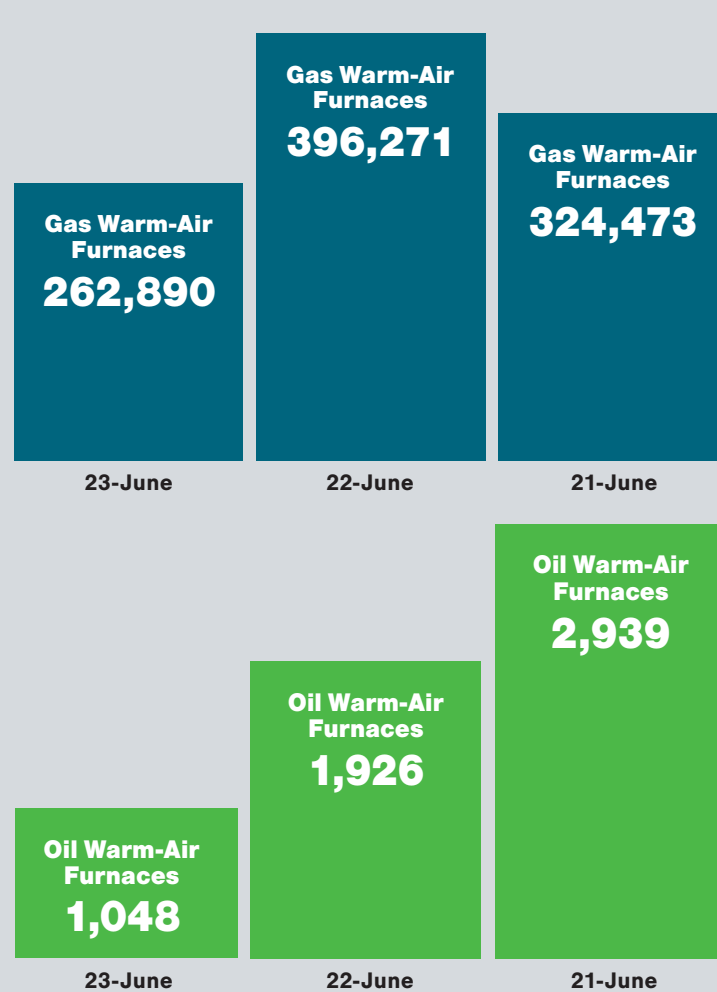
### RESIDENTIAL STORAGE WATER HEATERS

U.S. shipments of residential gas storage water heaters for June 2023 increased 8.3%, to 350,349 units, up from 323,445 units shipped in June 2022. Residential electric storage water heater shipments increased 14.7% in June 2023 to 410,429 units, up from 357,877 units shipped in June 2022.



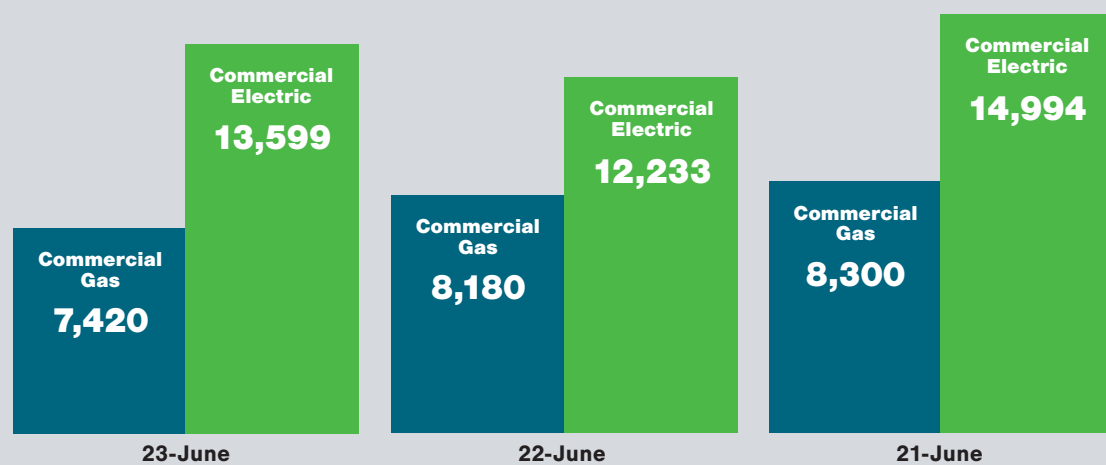
### WARM-AIR FURNACES

U.S. shipments of gas warm air furnaces for June 2023 decreased 33.7%, to 262,890 units, down from 396,271 units shipped in June 2022. Oil warm air furnace shipments decreased 45.6%, to 1,048 units in June 2023, down from 1,926 units shipped in June 2022.



### COMMERCIAL STORAGE WATER HEATERS

Commercial gas storage water heater shipments decreased 9.3% in June 2023, to 7,420 units, down from 8,180 units shipped in June 2022. Commercial electric storage water heater shipments increased 11.2% in June 2023, to 13,599 units, up from 12,233 units shipped in June 2022.



### CENTRAL AIR CONDITIONERS AND AIR-SOURCE HEAT PUMPS

U.S. shipments of central air conditioners and air-source heat pumps totaled 978,661 units in June 2023, down 14.5% from 1,144,359 units shipped in June 2022. U.S. shipments of air conditioners decreased 12.4%, to 598,766 units, down from 683,649 units shipped in June 2022. U.S. shipments of air-source heat pumps decreased 17.5%, to 379,895 units, down from 460,710 units shipped in June 2022.

