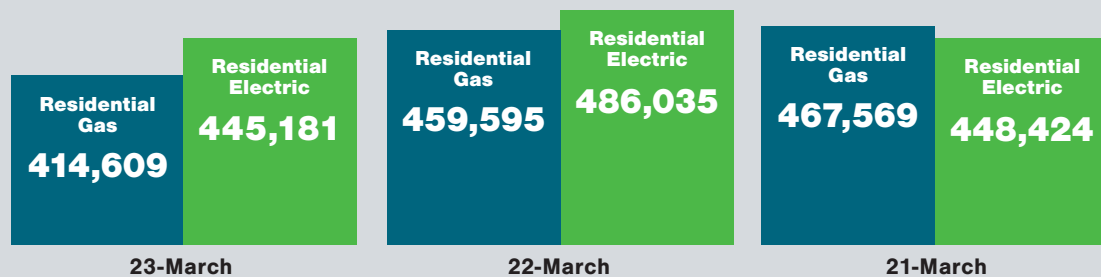


FACTS & FIGURES

AHRI Shipment Data for March 2023

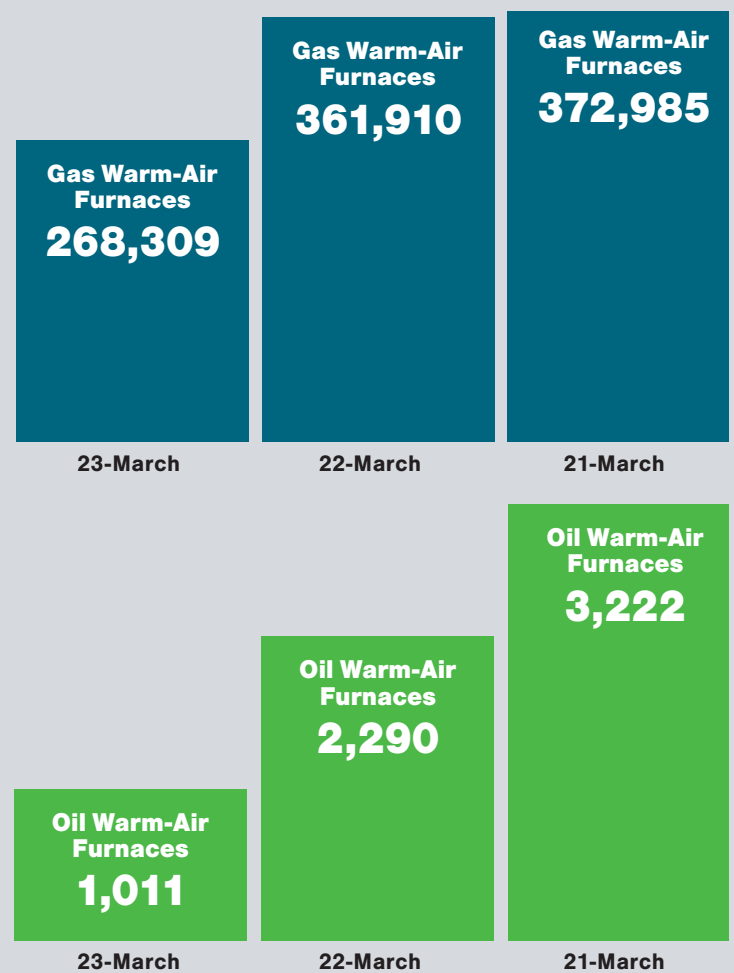
RESIDENTIAL STORAGE WATER HEATERS

U.S. shipments of residential gas storage water heaters for March 2023 decreased 9.8%, to 414,609 units, down from 459,595 units shipped in March 2022. Residential electric storage water heater shipments decreased 8.4% in March 2023, to 445,181 units, down from 486,035 units shipped in March 2022.



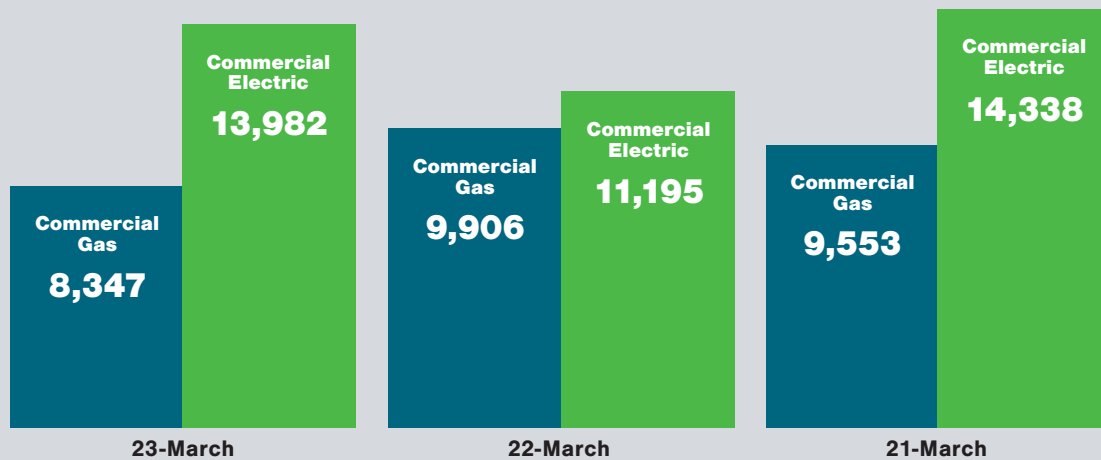
WARM-AIR FURNACES

U.S. shipments of gas warm-air furnaces for March 2023 decreased 25.9%, to 268,309 units, down from 361,910 units shipped in March 2022. Oil warm-air furnace shipments decreased 55.9%, to 1,011 units, in March 2023, down from 2,290 units shipped in March 2022.



COMMERCIAL STORAGE WATER HEATERS

Commercial gas storage water heater shipments decreased 15.7% in March 2023, to 8,347 units, down from 9,906 units shipped in March 2022. Commercial electric storage water heater shipments increased 24.9% in March 2023, to 13,982 units, up from 11,195 units shipped in March 2022.



CENTRAL AIR CONDITIONERS AND AIR-SOURCE HEAT PUMPS

U.S. shipments of central air conditioners and air-source heat pumps totaled 877,912 units in March 2023, down 7.2% from 945,983 units shipped in March 2022. U.S. shipments of air conditioners decreased 14.9%, to 496,539 units, down from 583,253 units shipped in March 2022. U.S. shipments of air-source heat pumps increased 5.1%, to 381,373 units, up from 362,730 units shipped in March 2022.

