


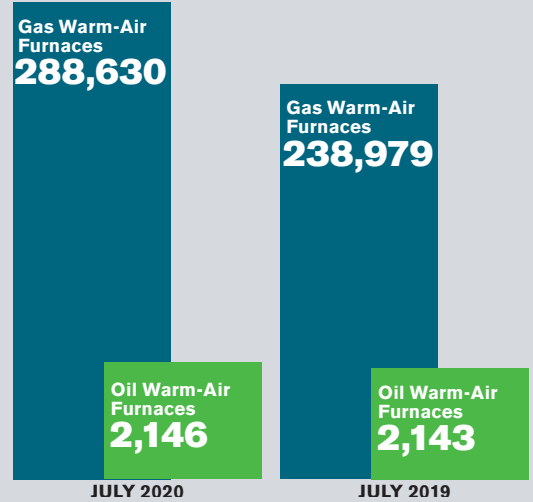
CENTRAL A/C AND AIR-SOURCE HEAT PUMPS

U.S. shipments of central air conditioners and air-source heat pumps increased 11.1 percent in July 2020, to 1,010,414, up from 909,164 units shipped in July 2019. Air conditioner shipments increased 10 percent, to 675,373 units, up from 613,974 units shipped in July 2019. Air-source heat pumps increased 13.5 percent, to 335,041 units, up from 295,190 units shipped in July 2019.



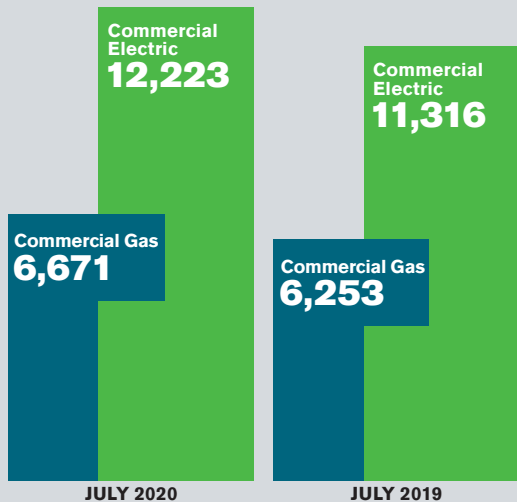
SHIPMENTS STATUS OF WARM-AIR FURNACES

U.S. shipments of gas warm-air furnaces increased 20.8 percent in July 2020, to 288,630 units, up from 238,979 units shipped in July 2019. Oil warm-air furnace shipments increased 0.1 percent, to 2,146 units, up from 2,143 units shipped in July 2019.



COMMERCIAL STORAGE WATER HEATERS

U.S. shipments of commercial gas storage water heater shipments increased 6.7 percent in July 2020, to 6,671 units, up from 6,253 units shipped in July 2019. Commercial electric storage water heater shipments increased 8 percent, to 12,223 units, up from 11,316 units shipped in July 2019.



RESIDENTIAL STORAGE WATER HEATERS

U.S. shipments of residential gas storage water heaters increased 22.6 percent in July 2020, to 392,864 units, up from 320,382 units shipped in July 2019. Residential electric storage water heater shipments increased 23.4 percent, to 398,426 units, up from 322,966 units shipped in July 2019.

