


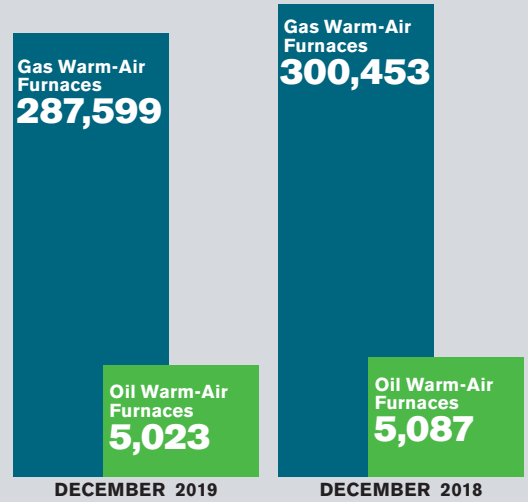
CENTRAL A/C AND AIR-SOURCE HEAT PUMPS

U.S. shipments of central air conditioners and air-source heat pumps increased 3.4 percent in December 2019, to 508,788 up from 491,986 units shipped in December 2018. Air conditioner shipments increased 3.9 percent, to 303,688 units, up from 292,320 units shipped in December 2018. Air-source heat pumps increased 2.7 percent, to 205,100 units, up from 199,666 units shipped in December 2018.



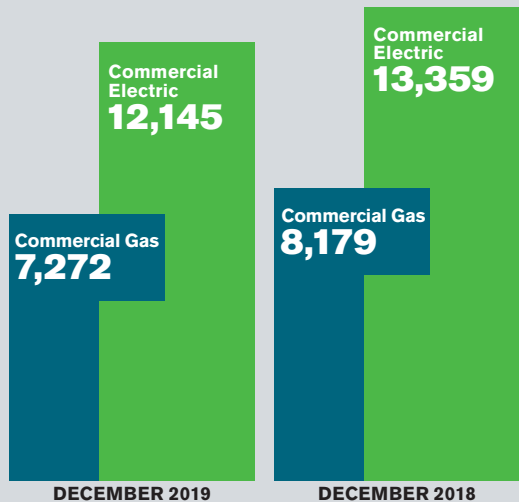
SHIPMENTS STATUS OF WARM-AIR FURNACES

U.S. shipments of gas warm-air furnaces decreased 4.3 percent in December 2019, to 287,599 units, down from 300,453 units shipped in December 2018. Oil warm-air furnace shipments decreased 1.3 percent, to 5,023 units, down from 5,087 units shipped in December 2018.



COMMERCIAL STORAGE WATER HEATERS

U.S. shipments of commercial gas storage water heater shipments decreased 11.1 percent in December 2019, to 7,272, down from 8,179 units shipped in December 2018. Commercial electric storage water heater shipments decreased 9.1 percent, to 12,145 units, down from 13,359 units shipped in December 2018.



RESIDENTIAL STORAGE WATER HEATERS

U.S. shipments of residential electric storage water heater shipments increased 3.6 percent, to 382,958 units, up from 369,588 units shipped in December 2018. Residential gas storage water heater shipments decreased 1.4 percent in December 2019, to 405,648, down from 411,429 units shipped in December 2018.

