


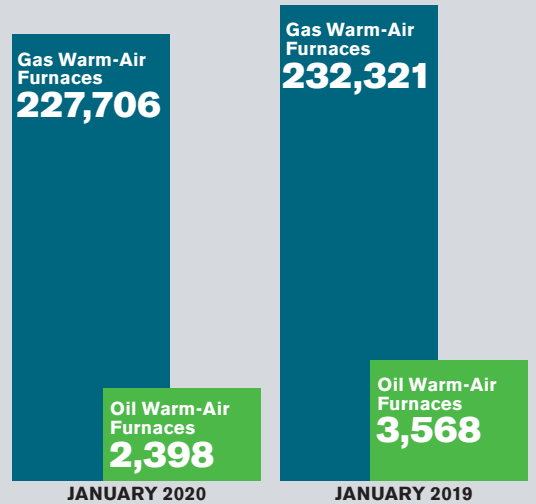
CENTRAL A/C AND AIR-SOURCE HEAT PUMPS

U.S. shipments of central air conditioners and air-source heat pumps increased 4.1 percent in January 2020, to 540,179, up from 518,988 units shipped in January 2019. Air conditioner shipments increased 8.8 percent, to 308,311 units, up from 283,498 units shipped in January 2019. Air-source heat pumps decreased 1.5 percent, to 231,868 units, down from 235,490 units shipped in January 2019.



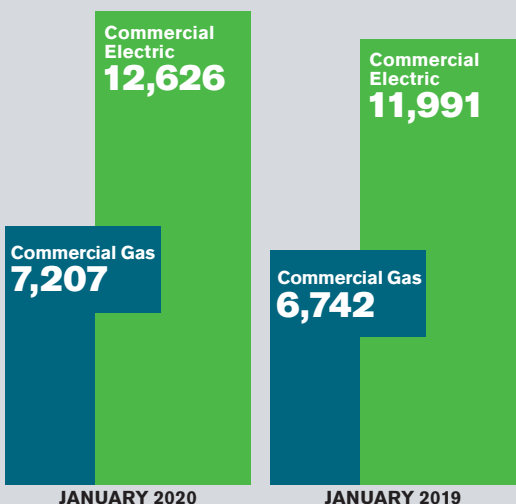
SHIPMENTS STATUS OF WARM-AIR FURNACES

U.S. shipments of gas warm-air furnaces decreased 2 percent in January 2020, to 227,706 units, down from 232,321 units shipped in January 2019. Oil warm-air furnace shipments decreased 32.8 percent, to 2,398 units, down from 3,568 units shipped in January 2019.



COMMERCIAL STORAGE WATER HEATERS

U.S. shipments of commercial gas storage water heater shipments increased 6.9 percent in January 2020, to 7,207, up from 6,742 units shipped in January 2019. Commercial electric storage water heater shipments increased 5.3 percent, to 12,626 units, up from 11,991 units shipped in January 2019.



RESIDENTIAL STORAGE WATER HEATERS

U.S. shipments of residential gas storage water heaters decreased 11.3 percent in January 2020, to 384,213 down from 433,264 units shipped in January 2019. Residential electric storage water heater shipments decreased 4.8 percent, to 386,291 units, down from 405,928 units shipped in January 2019.

