


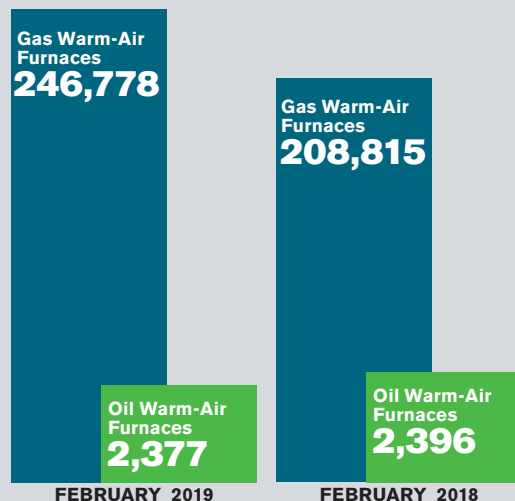
CENTRAL A/C AND AIR-SOURCE HEAT PUMPS

U.S. shipments of central air conditioners and air-source heat pumps increased 2.4 percent in February 2019, to 528,416 units, up from 515,936 units shipped in February 2018. Air conditioner shipments increased 2.5 percent, to 315,183 units, up from 307,522 units shipped in February 2018. Air-source heat pump shipments increased 2.3 percent, to 213,233 units, up from 208,414 units shipped in February 2018.



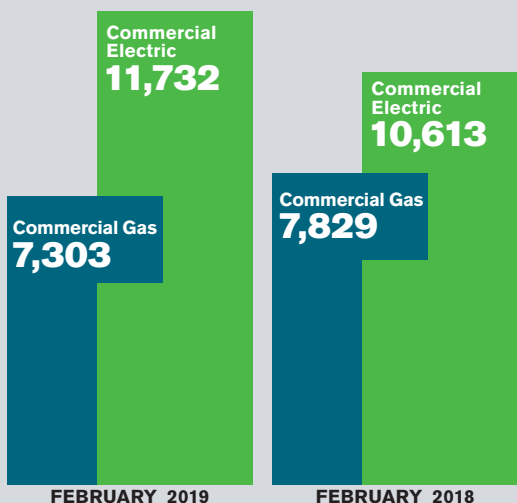
SHIPMENTS STATUS OF WARM-AIR FURNACES

U.S. shipments of gas warm-air furnaces increased 18.2 percent in February 2019, to 246,778 units, up from 208,815 units shipped in February 2018. Oil warm-air furnace shipments decreased .8 percent, to 2,377 units, down from 2,396 units shipped in February 2018.



COMMERCIAL STORAGE WATER HEATERS

U.S. shipments of commercial gas storage water heater shipments decreased 6.7 percent in February 2019, to 7,303 units, down from 7,829 units shipped in February 2018. Commercial electric storage water heater shipments increased 10.5 percent, to 11,732 units, up from 10,613 units shipped in February 2018.



RESIDENTIAL STORAGE WATER HEATERS

U.S. shipments of residential gas storage water heaters decreased 5.5 percent in February 2019, to 357,390 units, down from 378,045 units shipped in February 2018. Residential electric storage water heater shipments decreased 5.7 percent, to 335,993 units, down from 356,416 units shipped in February 2018.

