


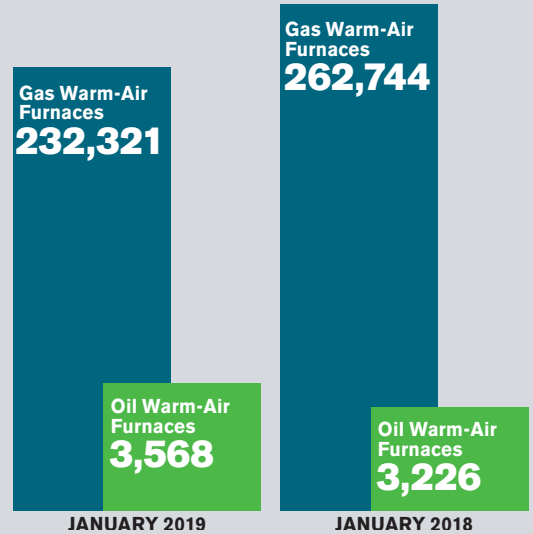
CENTRAL A/C AND AIR-SOURCE HEAT PUMPS

U.S. shipments of central air conditioners and air-source heat pumps increased 7.5 percent in January 2019, to 518,988 units, up from 482,671 units shipped in January 2018. Air conditioner shipments increased 6.2 percent, to 283,498 units, up from 266,857 units shipped in January 2018. Air-source heat pump shipments increased 9.1 percent, to 235,490 units, up from 215,814 units shipped in January 2018.



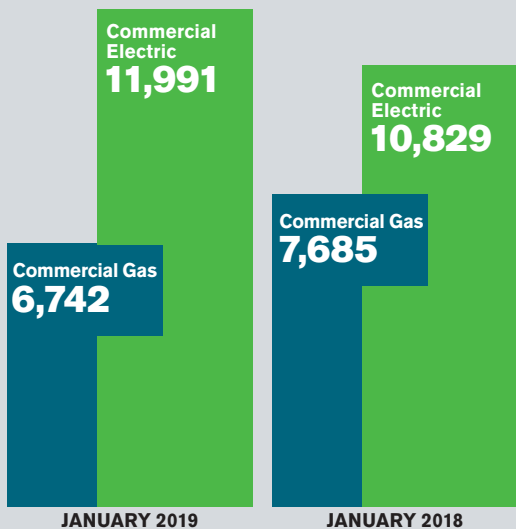
SHIPMENTS STATUS OF WARM-AIR FURNACES

U.S. shipments of gas warm-air furnaces decreased 11.6 percent in January 2019, to 232,321 units, down from 262,744 units shipped in January 2018. Oil warm-air furnace shipments increased 10.6 percent, to 3,568 units, up from 3,226 units shipped in January 2018.



COMMERCIAL STORAGE WATER HEATERS

U.S. shipments of commercial gas storage water heater shipments decreased 12.3 percent in January 2019, to 6,742 units, down from 7,685 units shipped in January 2018. Commercial electric storage water heater shipments increased 10.7 percent, to 11,991 units, up from 10,829 units shipped in January 2018.



RESIDENTIAL STORAGE WATER HEATERS

U.S. shipments of residential gas storage water heaters increased 11.7 percent in January 2019, to 433,264 units, up from 387,945 units shipped in January 2018. Residential electric storage water heater shipments increased 13.6 percent, to 405,928 units, up from 357,365 units shipped in January 2018.

