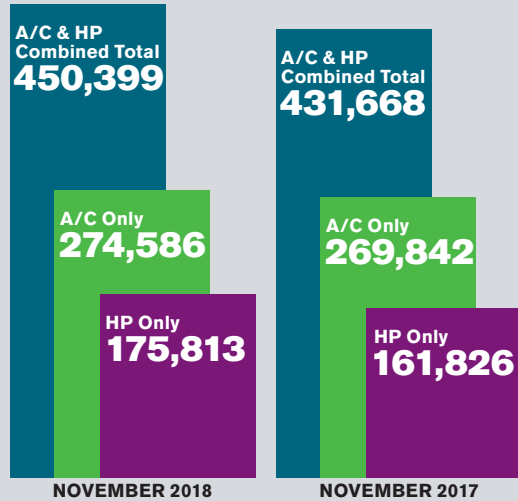


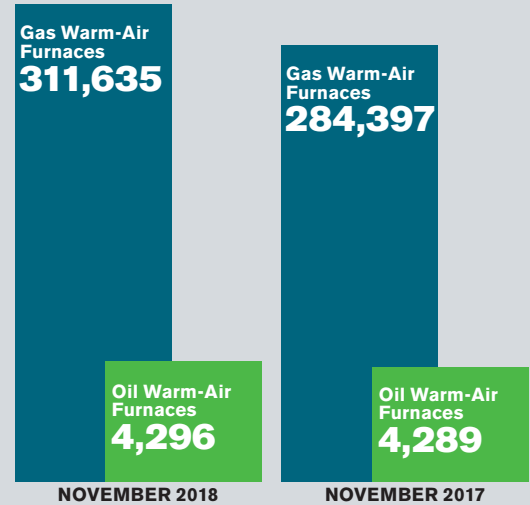
## CENTRAL A/C AND AIR-SOURCE HEAT PUMPS

U.S. shipments of central air conditioners and air-source heat pumps totaled 450,399 units in November 2018, up 4.3 percent from 431,668 units shipped in November 2017. Air conditioners increased 1.8 percent, to 274,586 units, up from 269,842 units shipped in November 2017. Air-source heat pumps increased 8.6 percent, to 175,813 units, up from 161,826 units shipped in November 2017.




## WARM-AIR FURNACES

U.S. shipments of gas warm-air furnaces increased 9.6 percent in November 2018, to 311,635 units, up from 284,397 units shipped in November 2017. Oil warm-air furnaces increased 0.2 percent, to 4,296 units, up from 4,289 units shipped in November 2017.



## COMMERCIAL STORAGE WATER HEATERS

U.S. shipments of commercial gas storage water heater shipments decreased 2.2 percent in November 2018, to 6,620 units, down from 6,766 units shipped in November 2017. Commercial electric storage water heater shipments decreased 31 percent, to 10,125 units, down from 14,684 units shipped in November 2017.



## RESIDENTIAL STORAGE WATER HEATERS

U.S. shipments of residential gas storage water heaters increased 1 percent November 2018, to 341,158 units, up from 337,947 units shipped in November 2017. Residential electric storage water heater shipments decreased 3 percent, to 319,806 units, down from 329,800 units shipped in November 2017.

