


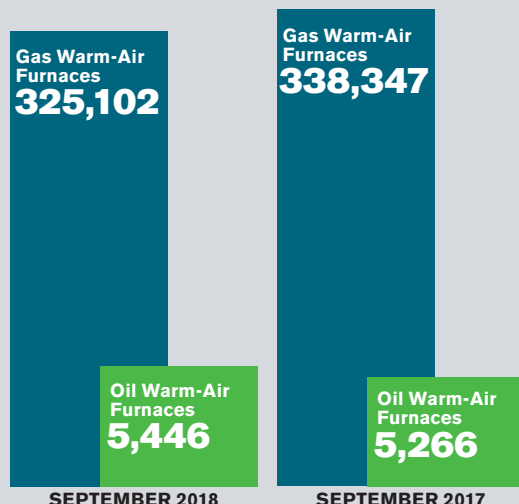
CENTRAL A/C AND AIR-SOURCE HEAT PUMPS

U.S. shipments of central air conditioners and air-source heat pumps totaled 595,701 units in September 2018, up 3.4 percent from 575,920 units shipped in September 2017. Air conditioners increased 0.6 percent, to 379,698 units, up from 377,408 units shipped in September 2017. Air-source heat pumps increased 8.8 percent, to 216,003 units, up from 198,512 units shipped in September 2017.



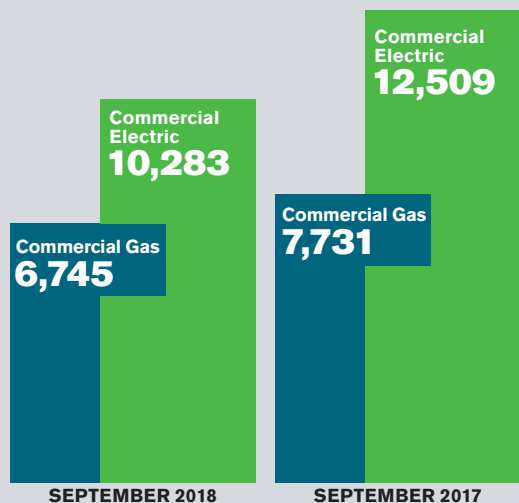
GAS & OIL WARM-AIR FURNACES

U.S. shipments of gas warm-air furnaces for September 2018 decreased 3.9 percent, to 325,102 units, down from 338,347 units shipped in September 2017. Oil warm-air furnace shipments increased 3.4 percent, to 5,446 units, up from 5,266 units shipped in September 2017.



COMMERCIAL STORAGE WATER HEATERS

U.S. shipments of commercial gas storage water heater shipments decreased 12.8 percent in September 2018, to 6,745 units, down from 7,731 units shipped in September 2017. Commercial electric storage water heater shipments decreased 17.8 percent, to 10,283 units, down from 12,509 units shipped in September 2017.



RESIDENTIAL STORAGE WATER HEATERS

U.S. shipments of residential gas storage water heaters for September 2018 decreased 12.8 percent, to 328,712 units, down from 377,044 units shipped in September 2017. Residential electric storage water heater shipments decreased 11.3 percent, to 313,632 units, down from 353,426 units shipped in September 2017.

