


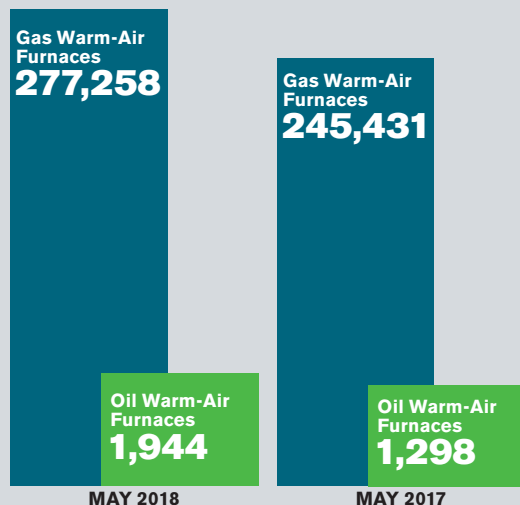
CENTRAL A/C AND AIR-SOURCE HEAT PUMPS

U.S. shipments of central air conditioners and air-source heat pumps totaled 971,246 units in May 2018, up 7.9 percent from 900,459 units shipped in May 2017. Air conditioners increased 8.2 percent, to 673,010 units, up from 622,245 units shipped in May 2017. Air-source heat pumps increased 7.2 percent, to 298,236 units, up from 278,214 units shipped in May 2017.



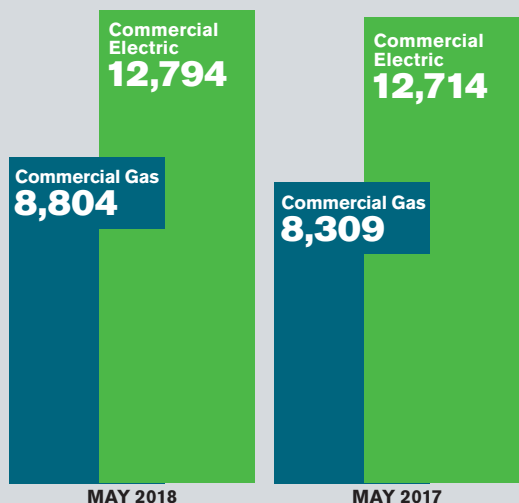
SHIPMENTS STATUS OF WARM-AIR FURNACES

U.S. shipments of gas warm-air furnaces for May 2018 increased 13 percent, to 277,258 units, up from 245,431 units shipped in May 2017. Oil warm-air furnaces increased 49.8 percent, to 1,944 units, up from 1,298 units shipped in May 2017.



COMMERCIAL STORAGE WATER HEATERS

Commercial gas storage water heater shipments increased 6 percent in May 2018, to 8,804 units, up from 8,309 units shipped in May 2017. Commercial electric storage water heater shipments increased 0.6 percent, to 12,794 units, up from 12,714 units shipped in May 2017.



RESIDENTIAL STORAGE WATER HEATERS

U.S. shipments of residential gas storage water heaters for May 2018 increased 17.1 percent, to 421,140 units, up from 359,724 units shipped in May 2017. Residential electric storage water heater shipments increased 11.7 percent, to 376,621 units, up from 337,039 units shipped in May 2017.

