


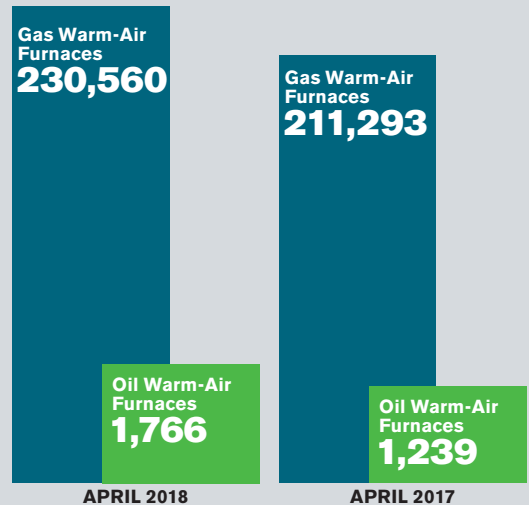
CENTRAL A/C AND AIR-SOURCE HEAT PUMPS

U.S. shipments of central air conditioners and air-source heat pumps totaled 732,858 units in April 2018, up 5.6 percent from 694,089 units shipped in April 2017. U.S. shipments of air conditioners increased 4.6 percent, to 489,558 units, up from 467,884 units shipped in April 2017. U.S. shipments of air-source heat pumps increased 7.6 percent, to 243,300 units, up from 226,205 units shipped in April 2017.



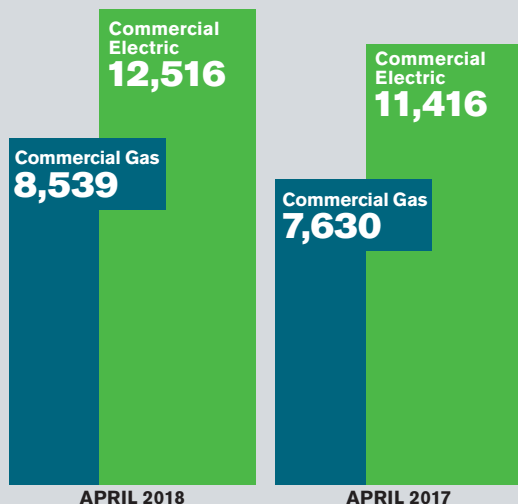
WARM-AIR FURNACES

U.S. shipments of gas warm-air furnaces for April 2018 increased 9.1 percent, to 230,560 units, up from 211,293 units shipped in April 2017. Oil warm-air furnace shipments increased 42.5 percent, to 1,766 units, up from 1,239 units shipped in April 2017.



COMMERCIAL STORAGE WATER HEATERS

Commercial gas storage water heater shipments increased 11.9 percent in April 2018, to 8,539 units, up from 7,630 units shipped in April 2017. Commercial electric storage water heater shipments increased 9.6 percent, to 12,516 units, up from 11,416 units shipped in April 2017.



RESIDENTIAL STORAGE WATER HEATERS

U.S. shipments of residential gas storage water heaters for April 2018 increased 13.6 percent, to 399,822 units, up from 352,064 units shipped in April 2017. Residential electric storage water heater shipments increased 12.7 percent, to 363,953 units, up from 322,917 units shipped in April 2017.

