


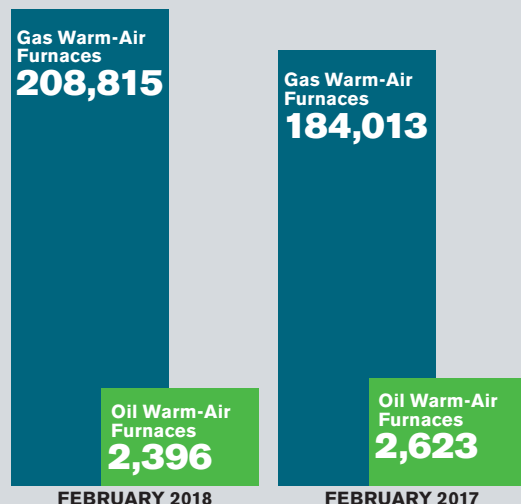
CENTRAL A/C AND AIR-SOURCE HEAT PUMPS

U.S. shipments of central air conditioners and air-source heat pumps totaled 515,936 units in February 2018, up 10.2 percent from 468,164 units shipped in February 2017. Shipments of air conditioners increased 5.2 percent, to 307,522 units, up from 292,446 units shipped in February 2017. Air-source heat pump shipments increased 18.6 percent, to 208,414 units, up from 175,718 units shipped in February 2017.



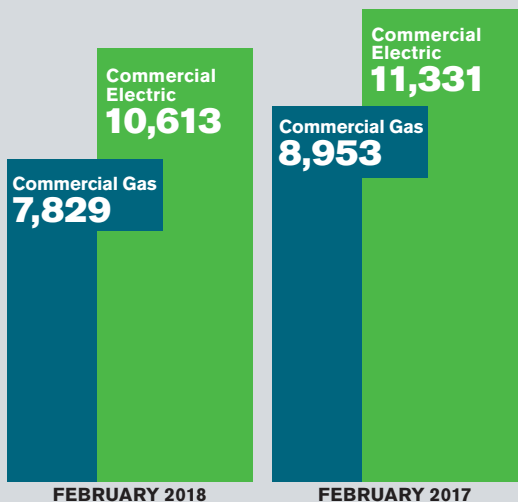
SHIPMENTS STATUS OF WARM-AIR FURNACES

U.S. shipments of gas warm-air furnaces for February 2018 increased 13.5 percent, to 208,815 units, up from 184,013 units shipped in February 2017. Oil warm-air furnace shipments decreased 8.7 percent, to 2,396 units in February 2018, down from 2,623 units shipped in February 2017.



COMMERCIAL STORAGE WATER HEATERS

Commercial gas storage water heater shipments decreased 12.6 percent in February 2018, to 7,829 units, down from 8,953 units shipped in February 2017. Commercial electric storage water heater shipments decreased 6.3 percent in February 2018, to 10,613 units, down from 11,331 units shipped in February 2017.



RESIDENTIAL STORAGE WATER HEATERS

U.S. shipments of residential gas storage water heaters for February 2018 increased 1.4 percent, to 378,045 units, up from 372,724 units shipped in February 2017. Residential electric storage water heater shipments increased 5.3 percent in February 2018, to 356,416 units, up from 338,410 units shipped in February 2017.

