


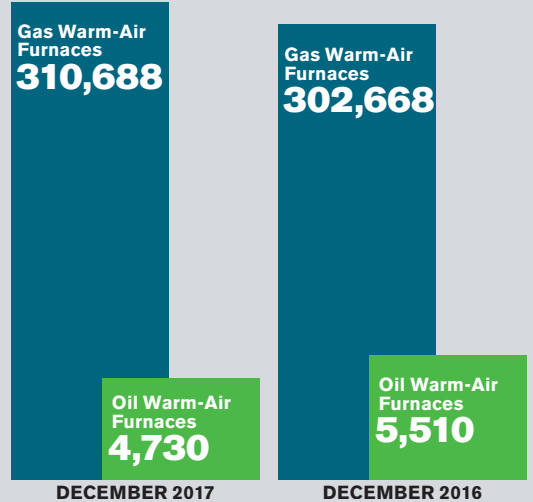
CENTRAL A/C AND AIR-SOURCE HEAT PUMPS

U.S. shipments of central air conditioners and air-source heat pumps totaled 473,496 units in December 2017, up 6.3 percent from 445,355 units shipped in December 2016. U.S. shipments of air conditioners increased 4.5 percent, to 293,983 units, up from 281,407 units shipped in December 2016. U.S. shipments of air-source heat pumps increased 9.5 percent, to 179,513 units, up from 163,948 units shipped in December 2016.



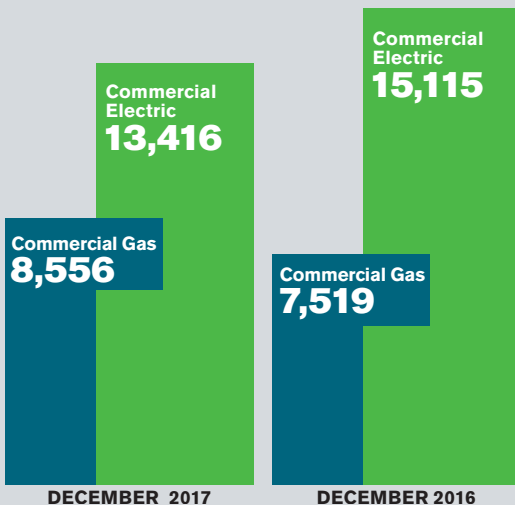
SHIPMENTS STATUS OF WARM-AIR FURNACES

U.S. shipments of gas warm-air furnaces for December 2017 increased 2.6 percent, to 310,688 units, up from 302,668 units shipped in December 2016. Oil warm-air furnace shipments decreased 14.2 percent, to 4,730 units in December 2017, down from 5,510 units shipped in December 2016.



COMMERCIAL STORAGE WATER HEATERS

Commercial gas storage water heater shipments increased 13.8 percent in December 2017, to 8,556 units, up from 7,519 units shipped in December 2016. Commercial electric storage water heater shipments decreased 11.2 percent in December 2017, to 13,416 units, down from 15,115 units shipped in December 2016.



RESIDENTIAL STORAGE WATER HEATERS

U.S. shipments of residential gas storage water heaters for December 2017 increased 0.2 percent, to 387,947 units, up from 387,063 units shipped in December 2016. Residential electric storage water heater shipments increased 2.7 percent in December 2017, to 354,409 units, up from 345,254 units shipped in December 2016.

