


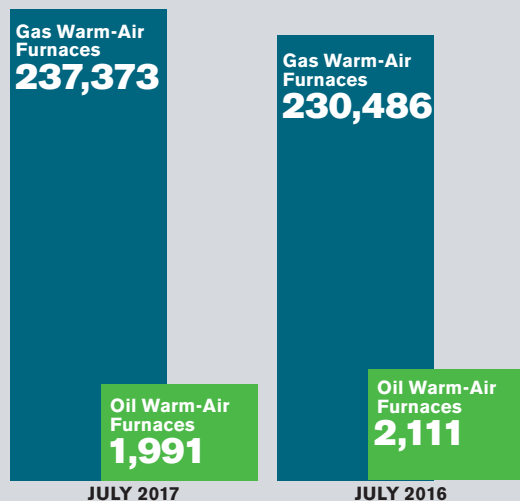
CENTRAL A/C AND AIR-SOURCE HEAT PUMPS

U.S. shipments of central air conditioners and air-source heat pumps totaled 830,175 units in July 2017, up 5.7 percent from 785,255 units shipped in July 2016. U.S. shipments of air conditioners increased 6.8 percent, to 588,703 units, up from 551,121 units shipped in July 2016. U.S. shipments of air-source heat pumps increased 3.1 percent, to 241,472 units, up from 234,134 units shipped in July 2016.



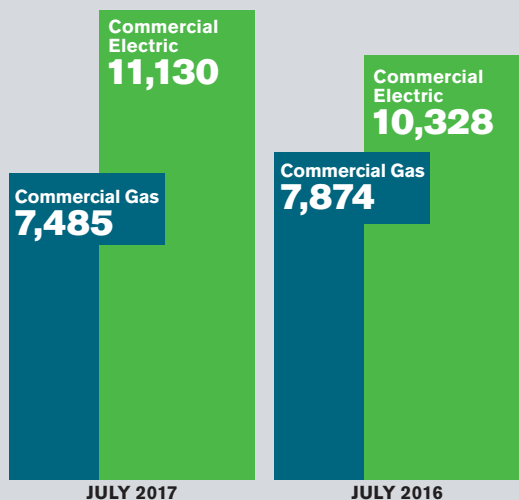
SHIPMENTS STATUS OF WARM-AIR FURNACES

U.S. shipments of gas warm-air furnaces for July 2017 increased 3 percent, to 237,373 units, up from 230,486 units shipped in July 2016. Oil warm-air furnace shipments decreased 5.7 percent, to 1,991 units in July 2017, down from 2,111 units shipped in July 2016.



COMMERCIAL STORAGE WATER HEATERS

Commercial gas storage water heater shipments decreased 4.9 percent in July 2017, to 7,485 units, down from 7,874 units shipped in July 2016. Commercial electric storage water heater shipments increased 7.8 percent in July 2017, to 11,130 units, up from 10,328 units shipped in July 2016.



RESIDENTIAL STORAGE WATER HEATERS

U.S. shipments of residential gas storage water heaters for July 2017 decreased 8.4 percent, to 311,242 units, down from 339,690 units shipped in July 2016. Residential electric storage water heater shipments decreased 6.1 percent in July 2017, to 294,070 units, down from 313,191 units shipped in July 2016.

