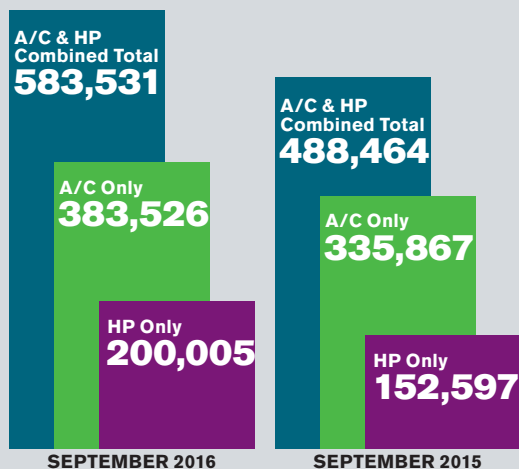


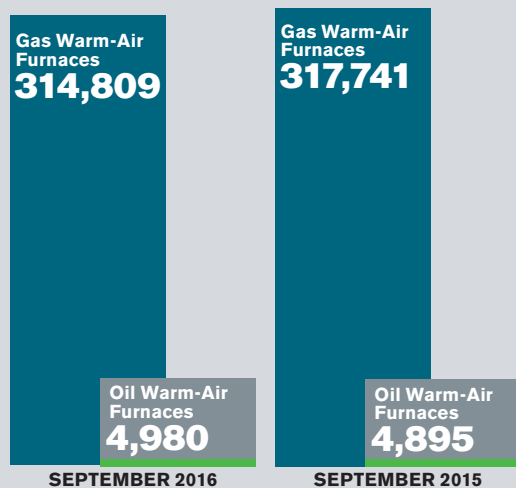
CENTRAL A/C AND AIR-SOURCE HEAT PUMPS

U.S. shipments of central air conditioners and air-source heat pumps totaled 583,531 units in September 2016, up 19.5 percent from 488,464 units shipped in September 2015. U.S. shipments of air conditioners increased 14.2 percent to 383,526 units, up from 335,867 units shipped in September 2015. U.S. shipments of air-source heat pumps increased 31.1 percent to 200,005 units, up from 152,597 units shipped in September 2015.



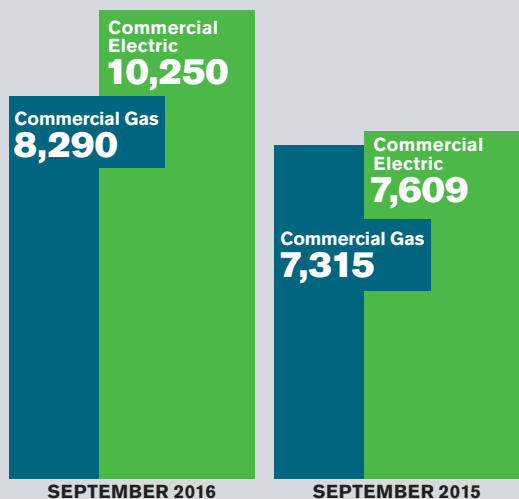
SHIPMENTS STATUS OF WARM-AIR FURNACES

U.S. shipments of gas warm-air furnaces for September 2016 decreased 0.9 percent to 314,809 units, down from 317,741 units shipped in September 2015. Oil warm air furnace shipments increased 1.7 percent to 4,980 units in September 2016, up from 4,895 units shipped in September 2015.



COMMERCIAL STORAGE WATER HEATERS

Commercial gas storage water heater shipments increased 13.3 percent in September 2016 to 8,290 units, up from 7,315 units shipped in September 2015. Commercial electric storage water heater shipments increased 34.7 percent in September 2016 to 10,250 units, up from 7,609 units shipped in September 2015.



RESIDENTIAL STORAGE WATER HEATERS

U.S. shipments of residential gas storage water heaters for September 2016 increased 16.1 percent to 328,980 units, up from 283,413 units shipped in September 2015. Residential electric storage water heater shipments increased 19.8 percent in September 2016 to 309,720 units, up from 258,593 units.

