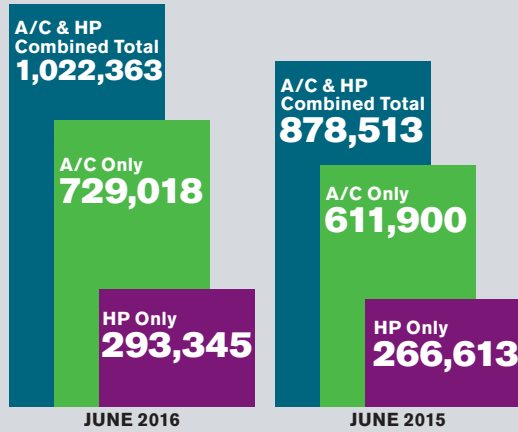


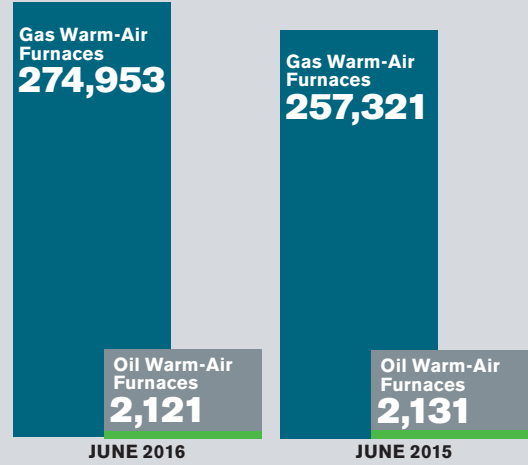
## CENTRAL A/C AND AIR-SOURCE HEAT PUMPS

U.S. shipments of central air conditioners and air-source heat pumps totaled 1,022,363 units in June 2016, up 16.4 percent from 878,513 units shipped in June 2015. U.S. shipments of air conditioners increased 19.1 percent to 729,018 units, up from 611,900 units shipped in June 2015. U.S. shipments of air-source heat pumps increased 10.0 percent to 293,345 units, up from 266,613 units shipped in June 2015.



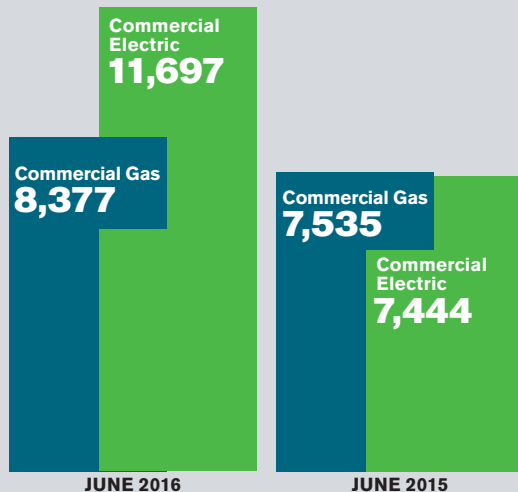
## SHIPMENTS STATUS OF WARM-AIR FURNACES

U.S. shipments of gas warm-air furnaces for June 2016 increased 6.9 percent to 274,953 units, up from 257,321 units shipped in June 2015. Oil warm air furnace shipments decreased 0.5 percent to 2,121 units in June 2016, down from 2,131 units shipped in June 2015.



## COMMERCIAL STORAGE WATER HEATERS

Commercial gas storage water heater shipments increased 11.2 percent in June 2016 to 8,377 units, up from 7,535 units shipped in June 2015. Commercial electric storage water heater shipments increased 57.1 percent in June 2016 to 11,697 units, up from 7,444 units shipped in June 2015.



## RESIDENTIAL STORAGE WATER HEATERS

U.S. shipments of residential gas storage water heaters for June 2016 decreased 12.5 percent to 361,674 units, down from 413,536 units shipped in June 2015. Residential electric storage water heater shipments increased 7.5 percent in June 2016 to 346,193 units, up from 322,059 units shipped in June 2015.

