


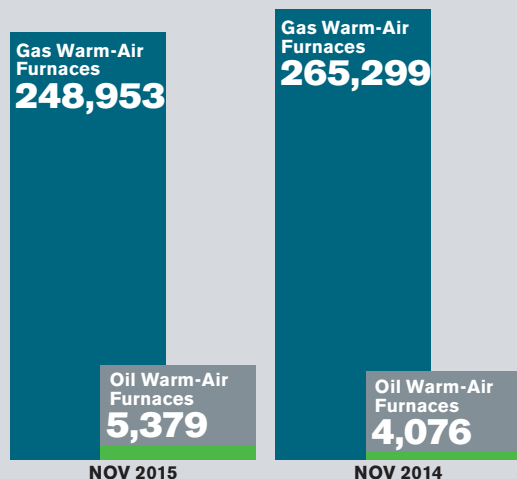
CENTRAL A/C AND AIR-SOURCE HEAT PUMPS

U.S. shipments of central air conditioners and air-source heat pumps totaled 334,907 units in November 2015, down 6.6 percent from 358,479 units shipped in November 2014. U.S. shipments of air conditioners decreased 4.2 percent to 218,076 units, down from 227,523 units shipped in November 2014. U.S. shipments of air-source heat pumps decreased 10.8 percent to 116,831 units, down from 130,956 units shipped in November 2014.



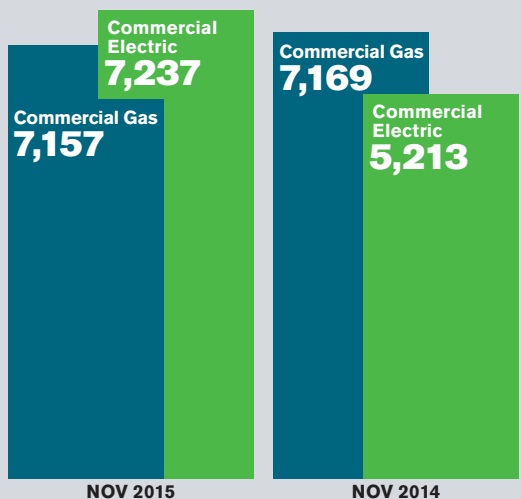
GAS AND OIL WARM-AIR FURNACES

U.S. shipments of gas warm-air furnaces for November 2015 decreased 6.2 percent to 248,953 units, down from 265,299 units shipped in November 2014. Oil warm air furnace shipments increased 32.0 percent to 5,379 units in November 2015, up from 4,076 units shipped in November 2014.



COMMERCIAL STORAGE WATER HEATERS

Commercial gas storage water heater shipments decreased 0.2 percent in November 2015 to 7,157 units, down from 7,169 units shipped in November 2014. Commercial electric storage water heater shipments increased 38.8 percent in November 2015 to 7,237 units, up from 5,213 units shipped in November 2014.



RESIDENTIAL STORAGE WATER HEATERS

U.S. shipments of residential gas storage water heaters for November 2015 decreased 17.3 percent to 299,338 units, down from 362,082 units shipped in November 2014. Residential electric storage water heater shipments decreased 21.8 percent in November 2015 to 264,885 units, down from 338,796 units shipped in November 2014.

