


## CENTRAL A/C AND AIR-SOURCE HEAT PUMPS

### IN A SLUMP

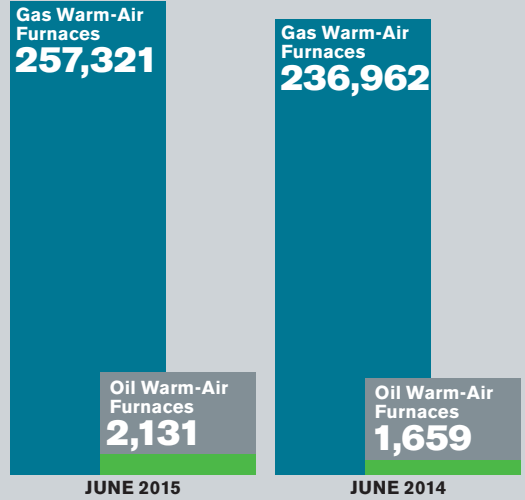
U.S. shipments of central air conditioners and air-source heat pumps totaled 878,513 units in June 2015, down 8.2 percent from 957,238 units shipped in June 2014. U.S. shipments of air conditioners decreased 9.1 percent, to 611,900 units, down from 673,296 units shipped in June 2014. U.S. shipments of air-source heat pumps decreased 6.1 percent, to 266,613 units, down from 283,942 units shipped in June 2014.



## SHIPMENT STATUS OF WARM-AIR FURNACES

### BIG JUMP

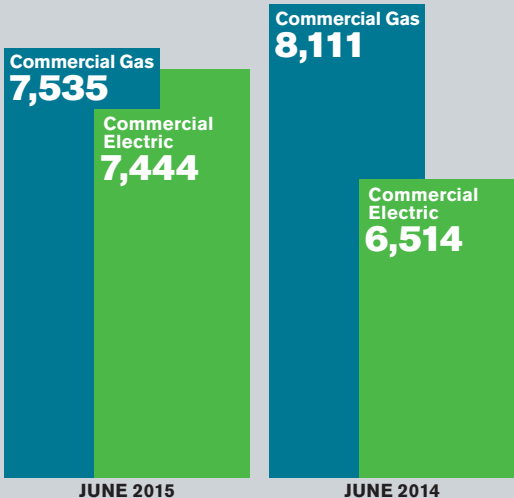
U.S. shipments of gas warm-air furnaces for June 2015 increased 8.6 percent, to 257,321 units, up from 236,962 units shipped in June 2014. Oil warm-air furnace shipments increased 28.5 percent, to 2,131 units in June 2015, up from 1,659 units shipped in June 2014..



## COMMERCIAL STORAGE WATER HEATERS

### GAS DOWN, ELECTRIC UP

Commercial gas storage water heater shipments decreased 7.1 percent in June 2015, to 7,535 units, down from 8,111 units shipped in June 2014. Commercial electric storage water heater shipments increased 14.3 percent in June 2015, to 7,444 units, up from 6,514 units shipped in June 2014.



## RESIDENTIAL STORAGE WATER HEATERS

### GAS UP, ELECTRIC DOWN

U.S. shipments of residential gas storage water heaters for June 2015 increased 17.9 percent, to 413,536 units, up from 350,826 units shipped in June 2014. Residential electric storage water heater shipments decreased 6 percent in June 2015, to 322,059 units, down from 342,463 units shipped in June 2014.

