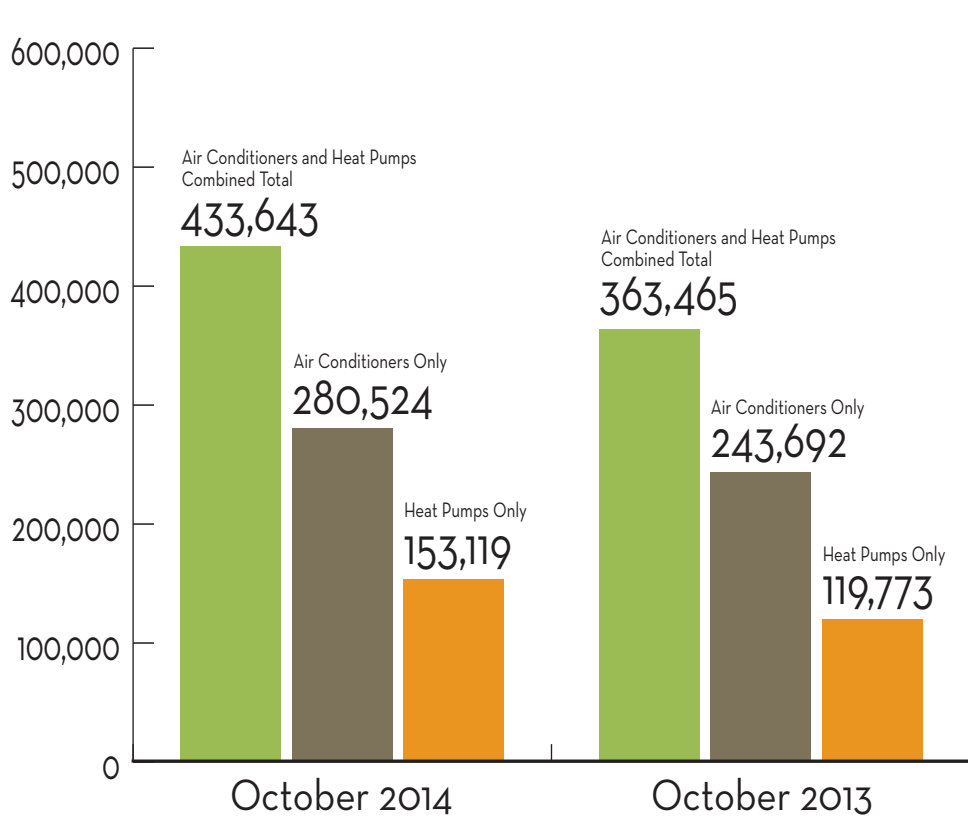
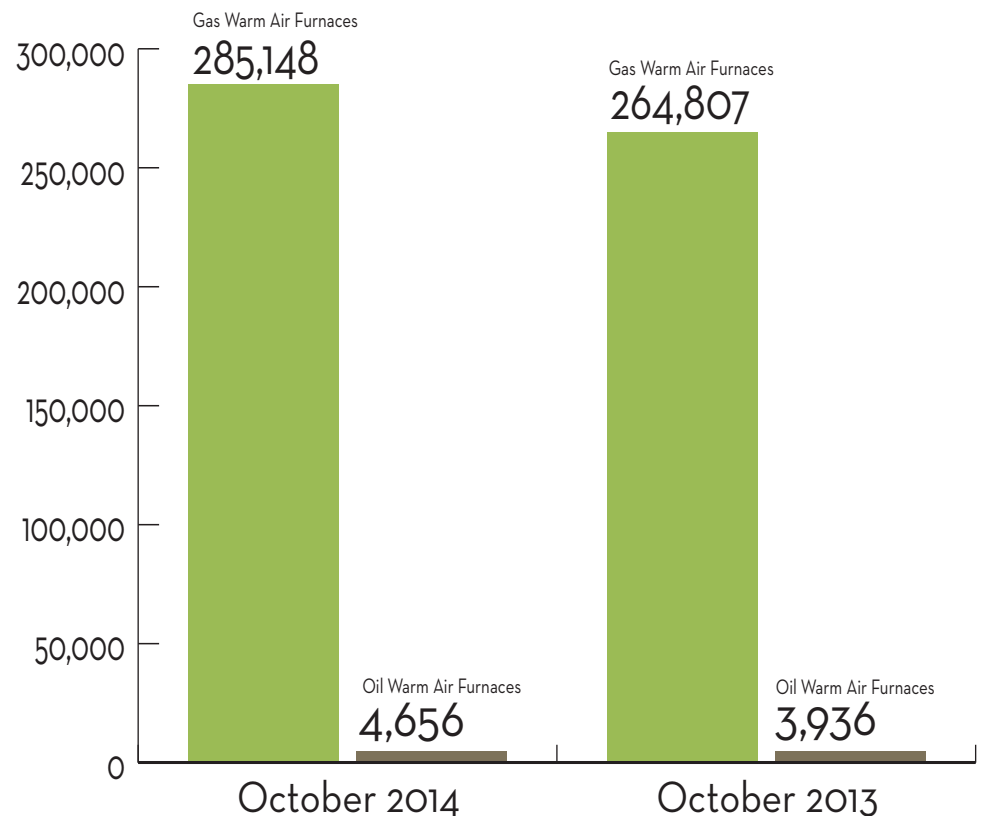


## Air-source Heat Pump Shipments Up Nearly 28 Percent in October



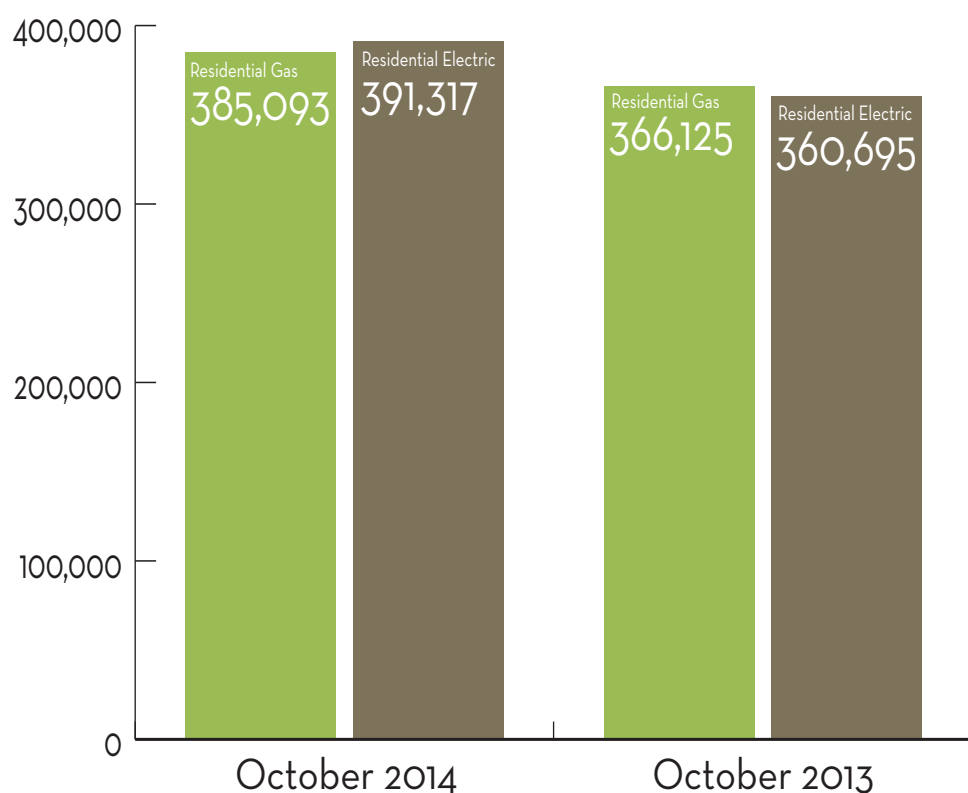
### Central A/C and Air-source Heat Pumps

U.S. shipments of central air conditioners and air-source heat pumps totaled 433,643 units in October 2014, up 19.3 percent from 363,465 units shipped in October 2013. U.S. shipments of air conditioners increased 15.1 percent, to 280,524 units, up from 243,692 units shipped in October 2013. U.S. shipments of air-source heat pumps increased 27.8 percent, to 153,119 units, up from 119,773 units shipped in October 2013.



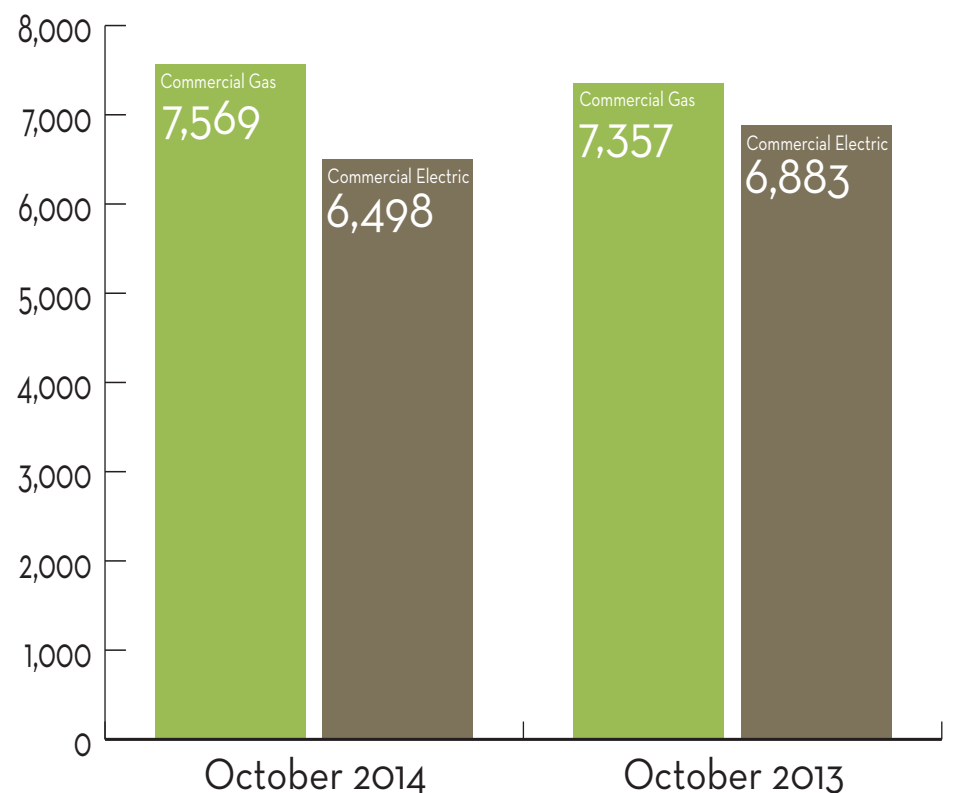
### Warm Air Furnaces

U.S. shipments of gas warm air furnaces for October 2014 increased 7.7 percent, to 285,148 units, up from 264,807 units shipped in October 2013. Oil warm air furnace shipments increased 18.3 percent, to 4,656 units in October 2014, up from 3,936 units shipped in October 2013.



### Residential Storage Water Heaters

U.S. shipments of residential gas storage water heaters for October 2014 increased 5.2 percent, to 385,093 units, up from 366,125 units shipped in October 2013. Residential electric storage water heater shipments increased 8.5 percent in October 2014, to 391,317 units, up from 360,695 units shipped in October 2013.



### Commercial Storage Water Heaters

Commercial gas storage water heater shipments increased 2.9 percent in October 2014, to 7,569 units, up from 7,357 units shipped in October 2013. Commercial electric storage water heater shipments decreased 5.6 percent in October 2014, to 6,498 units, down from 6,883 units shipped in October 2013.