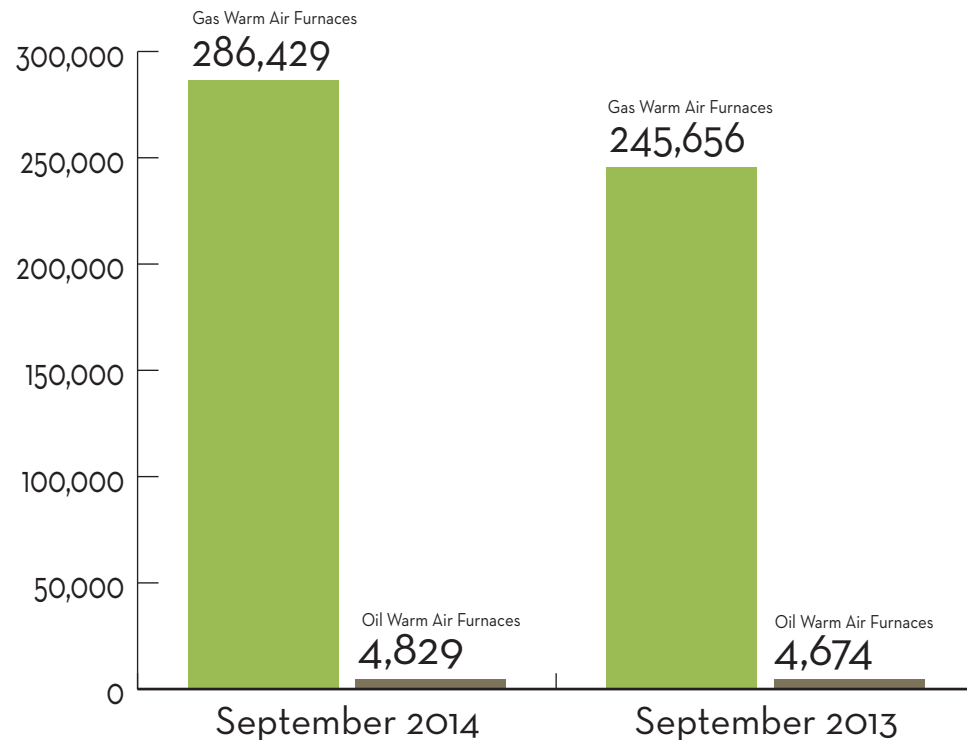
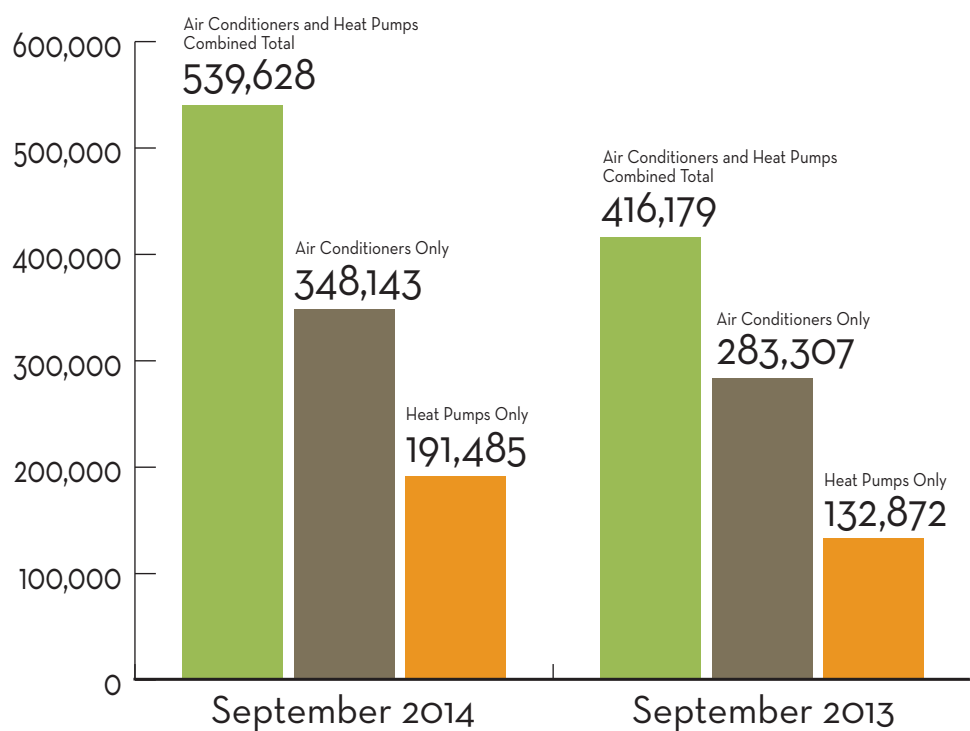


Facts + Figures

Source: The Air-Conditioning, Heating, and Refrigeration Institute (AHRI). Industry figures are estimates that are derived from the best available figures supplied by a sample of AHRI member companies.

Air-source Heat Pump Shipments Increase 44 Percent in September

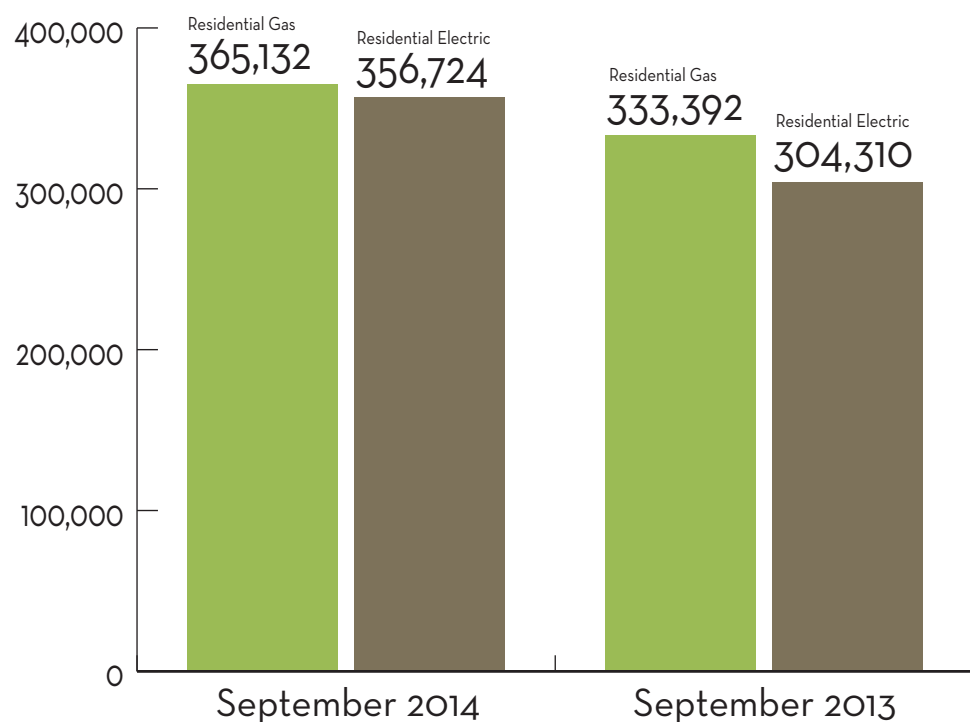


Central A/C and Air-Source Heat Pumps

U.S. shipments of central air conditioners and air-source heat pumps totaled 539,628 units in September 2014, up 29.7 percent from 416,179 units shipped in September 2013. U.S. shipments of air conditioners increased 22.9 percent, to 348,143 units, up from 283,307 units shipped in September 2013. U.S. shipments of air-source heat pumps increased 44.1 percent, to 191,485 units, up from 132,872 units shipped in September 2013.

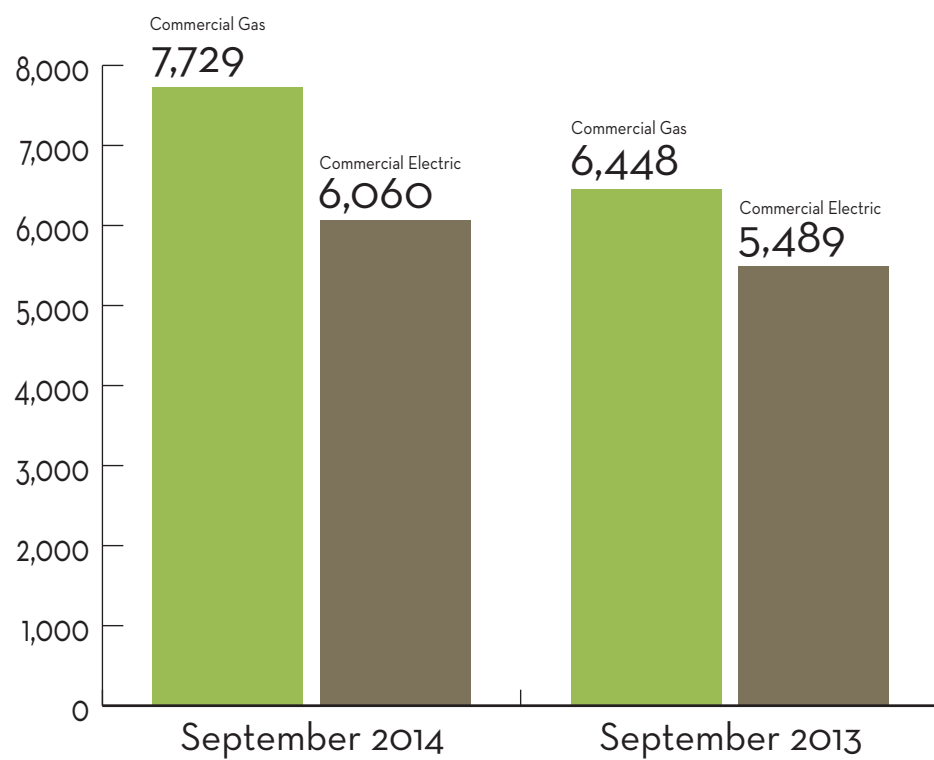
Warm Air Furnaces

U.S. shipments of gas warm air furnaces for September 2014 increased 16.6 percent, to 286,429 units, up from 245,656 units shipped in September 2013. Oil warm air furnace shipments increased 3.3 percent, to 4,829 units in September 2014, up from 4,674 units shipped in September 2013.



Residential Storage Water Heaters

U.S. shipments of residential gas storage water heaters for September 2014 increased 9.5 percent, to 365,132 units, up from 333,392 units shipped in September 2013. Residential electric storage water heater shipments increased 17.2 percent in September 2014, to 356,724 units, up from 304,310 units shipped in September 2013.



Commercial Storage Water Heaters

Commercial gas storage water heater shipments increased 19.9 percent in September 2014, to 7,729 units, up from 6,448 units shipped in September 2013. Commercial electric storage water heater shipments increased 10.4 percent in September 2014, to 6,060 units, up from 5,489 units shipped in September 2013.