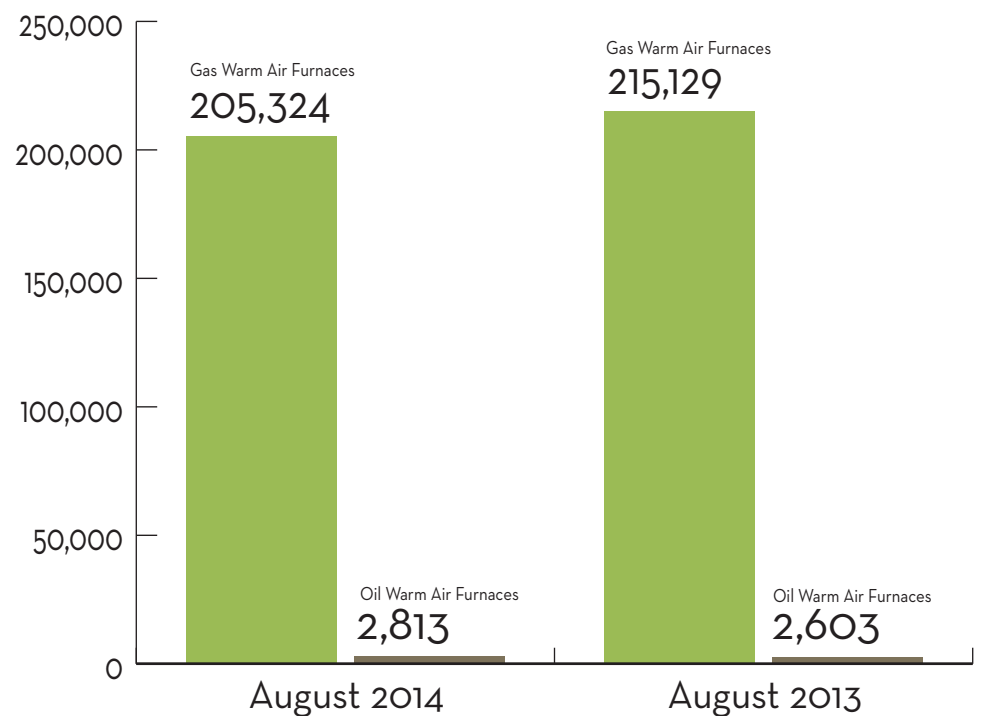
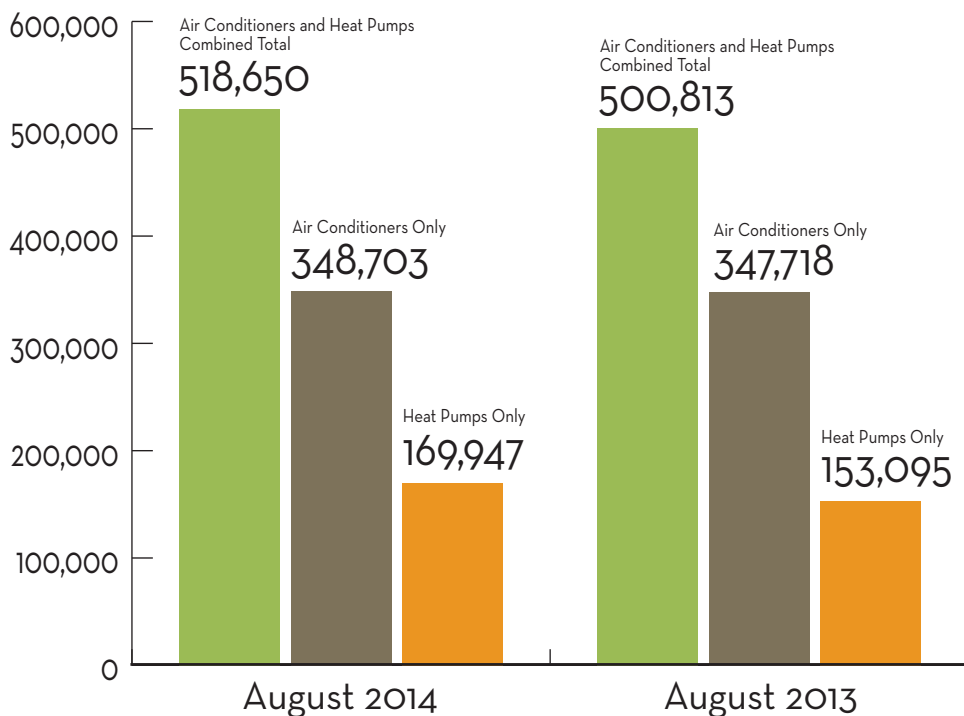


# Facts + Figures

Source: The Air-Conditioning, Heating, and Refrigeration Institute (AHRI). Industry figures are estimates that are derived from the best available figures supplied by a sample of AHRI member companies.

## Oil Warm Air Furnace Shipments Up 8 Percent in August

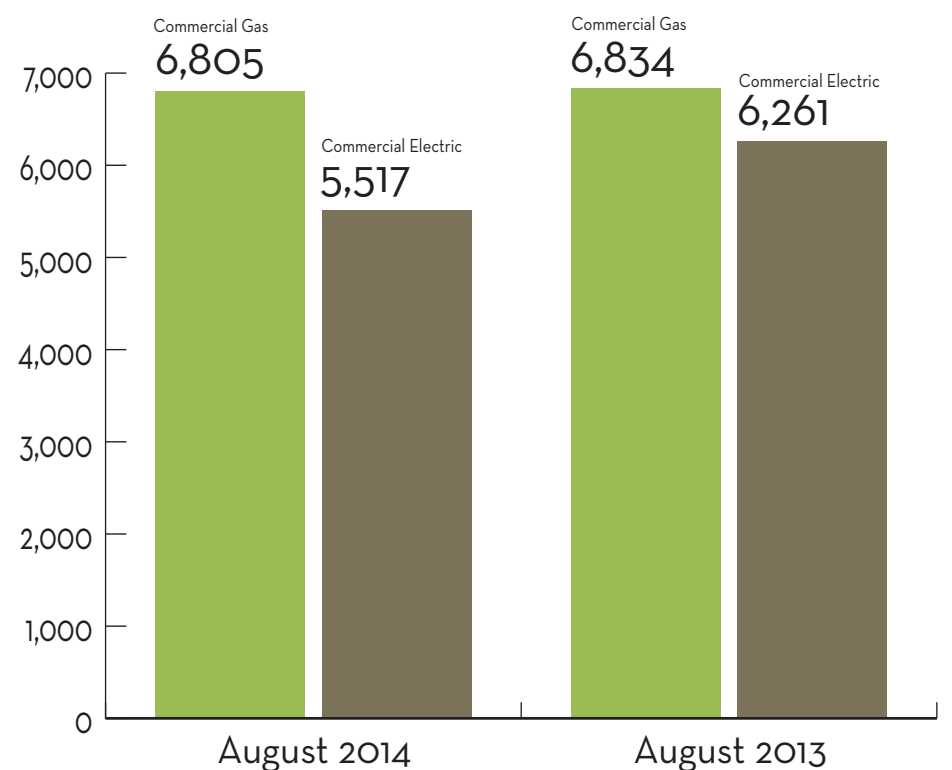
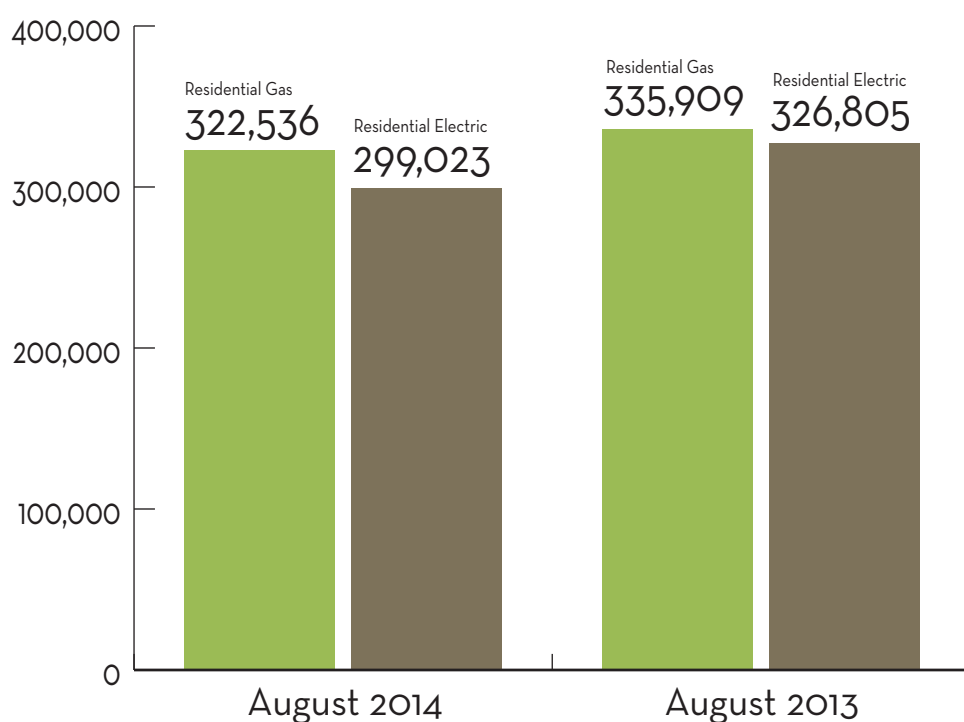


### Central A/C and Air-Source Heat Pumps

U.S. shipments of central air conditioners and air-source heat pumps totaled 518,650 units in August 2014, up 3.6 percent from 500,813 units shipped in August 2013. U.S. shipments of air conditioners increased 0.3 percent, to 348,703 units, up from 347,718 units shipped in August 2013. U.S. shipments of air-source heat pumps increased 11.0 percent, to 169,947 units, up from 153,095 units shipped in August 2013.

### Warm Air Furnaces

U.S. shipments of gas warm air furnaces for August 2014 decreased 4.6 percent, to 205,324 units, down from 215,129 units shipped in August 2013. Oil warm air furnace shipments increased 8.1 percent, to 2,813 units in August 2014, up from 2,603 units shipped in August 2013.



### Residential Storage Water Heaters

U.S. shipments of residential gas storage water heaters for August 2014 decreased 4.0 percent, to 322,536 units, down from 335,909 units shipped in August 2013. Residential electric storage water heater shipments decreased 8.5 percent in August 2014, to 299,023 units, down from 326,805 units shipped in August 2013.

### Commercial Storage Water Heaters

Commercial gas storage water heater shipments decreased 0.4 percent in August 2014, to 6,805 units, down from 6,834 units shipped in August 2013. Commercial electric storage water heater shipments decreased 11.9 percent in August 2014, to 5,517 units, down from 6,261 units shipped in August 2013.