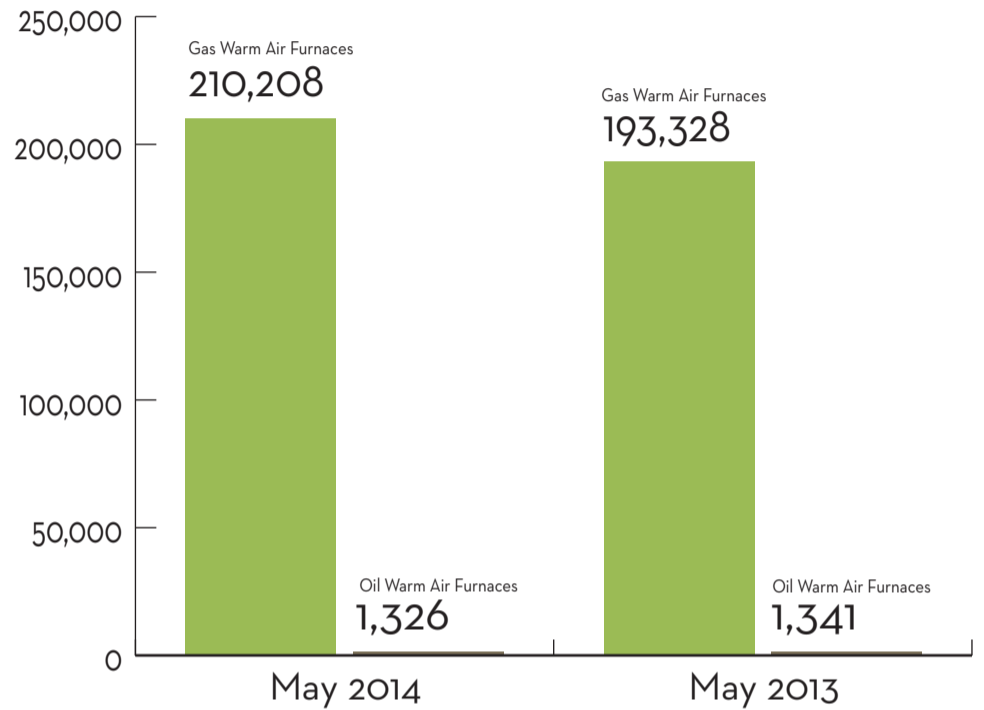
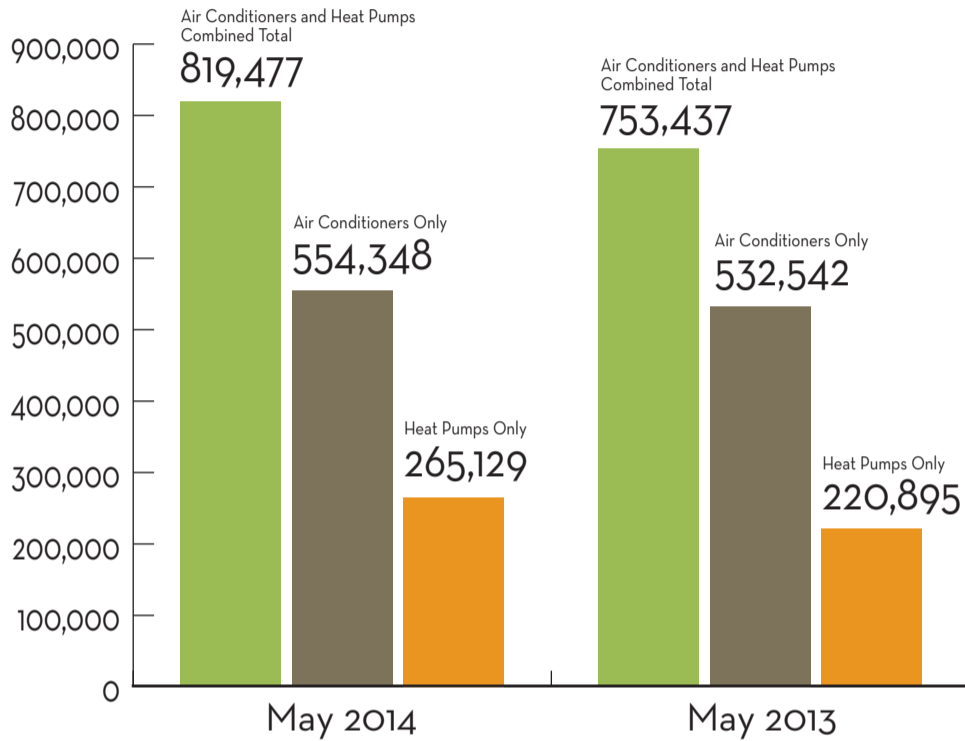


Facts + Figures

Source: The Air-Conditioning, Heating, and Refrigeration Institute (AHRI). Industry figures are estimates that are derived from the best available figures supplied by a sample of AHRI member companies.

Air-Source Heat Pump Shipments Up 20 Percent in May

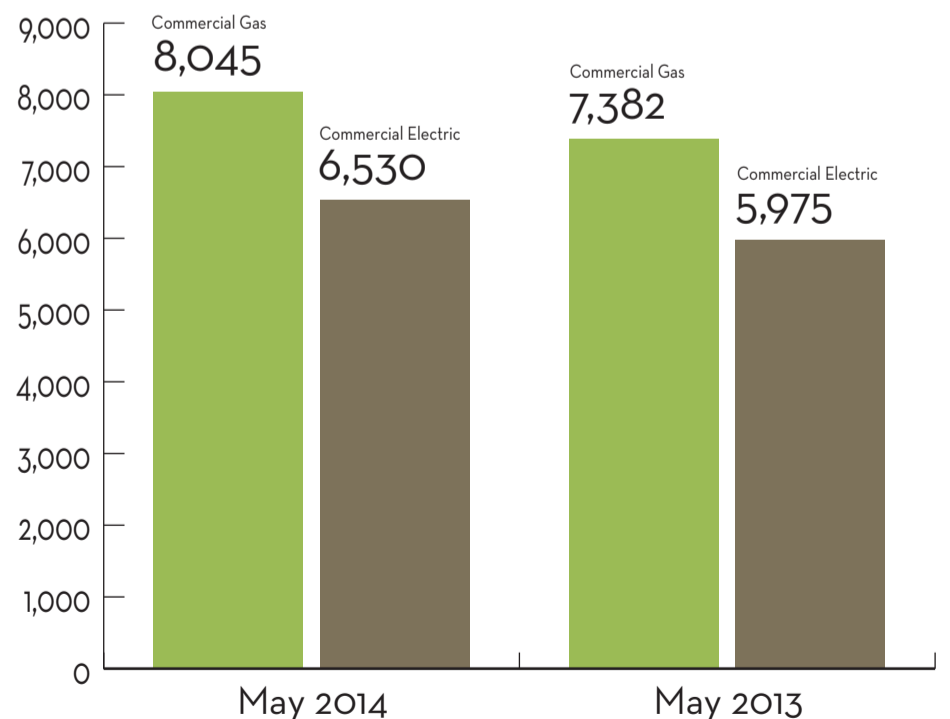
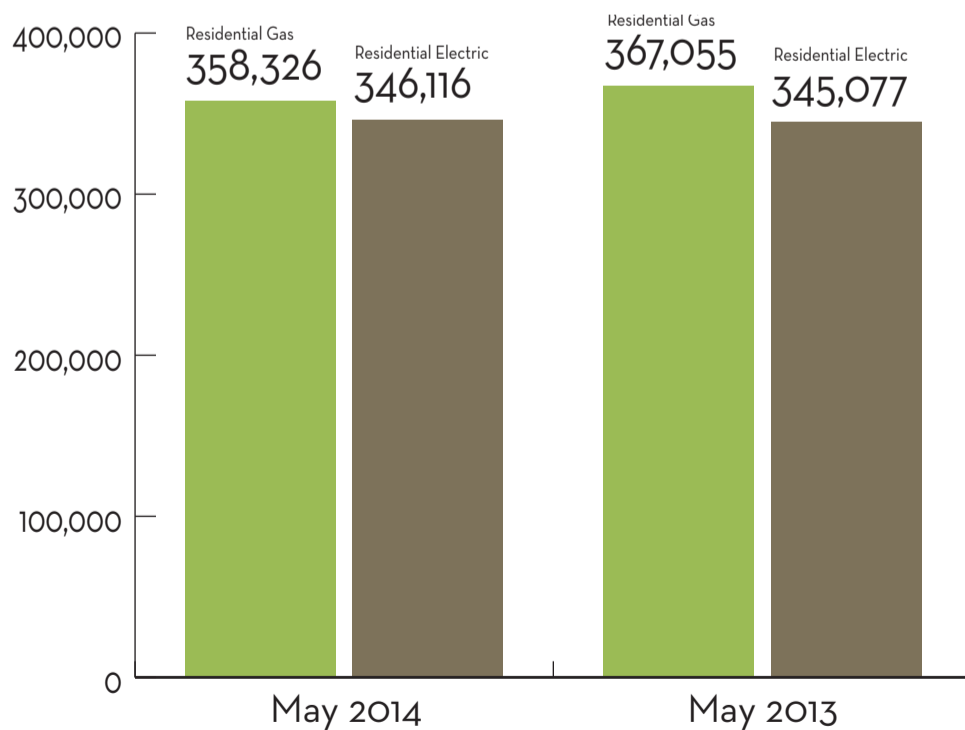


Central A/C and Air-Source Heat Pumps

U.S. shipments of central air conditioners and air-source heat pumps totaled 819,477 units in May 2014, up 8.8 percent from 753,437 units shipped in May 2013. U.S. shipments of air conditioners increased 4.1 percent, to 554,348 units, up from 532,542 units shipped in May 2013. U.S. shipments of air-source heat pumps increased 20.0 percent, to 265,129 units, up from 220,895 units shipped in May 2013.

Warm Air Furnaces

U.S. shipments of gas warm air furnaces for May 2014 increased 8.7 percent, to 210,208 units, up from 193,328 units shipped in May 2013. Oil warm air furnace shipments decreased 1.1 percent, to 1,326 units in May 2014, down from 1,341 units shipped in May 2013.



Residential Storage Water Heaters

U.S. shipments of residential gas storage water heaters for May 2014 decreased 2.4 percent, to 358,326 units, down from 367,055 units shipped in May 2013. Residential electric storage water heater shipments increased 0.3 percent in May 2014, to 346,116 units, up from 345,077 units shipped in May 2013.

Commercial Storage Water Heaters

Commercial gas storage water heater shipments increased 9.0 percent in May 2014, to 8,045 units, up from 7,382 units shipped in May 2013. Commercial electric storage water heater shipments increased 9.3 percent in May 2014, to 6,530 units, up from 5,975 units shipped in May 2013.