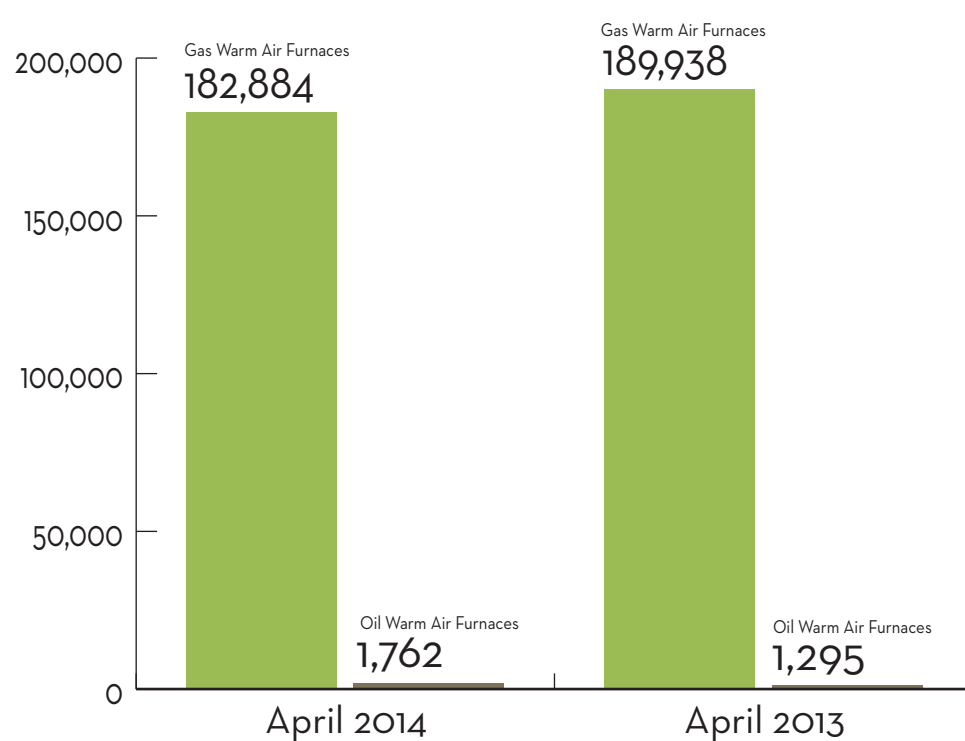
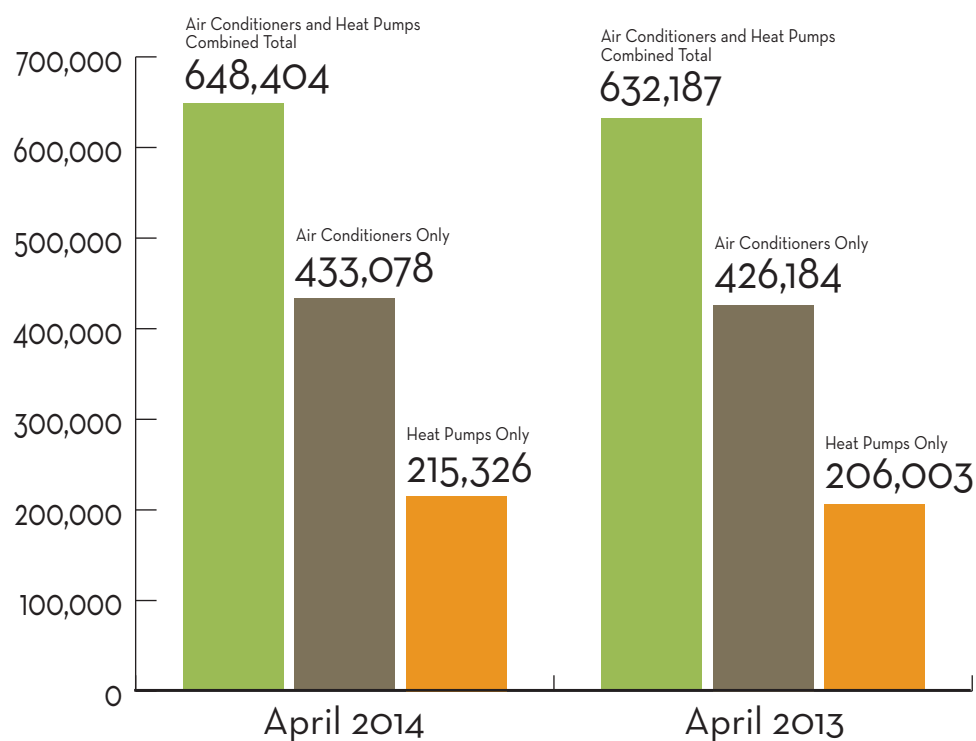


## Oil Warm Air Furnace Shipments Up 36 Percent in April

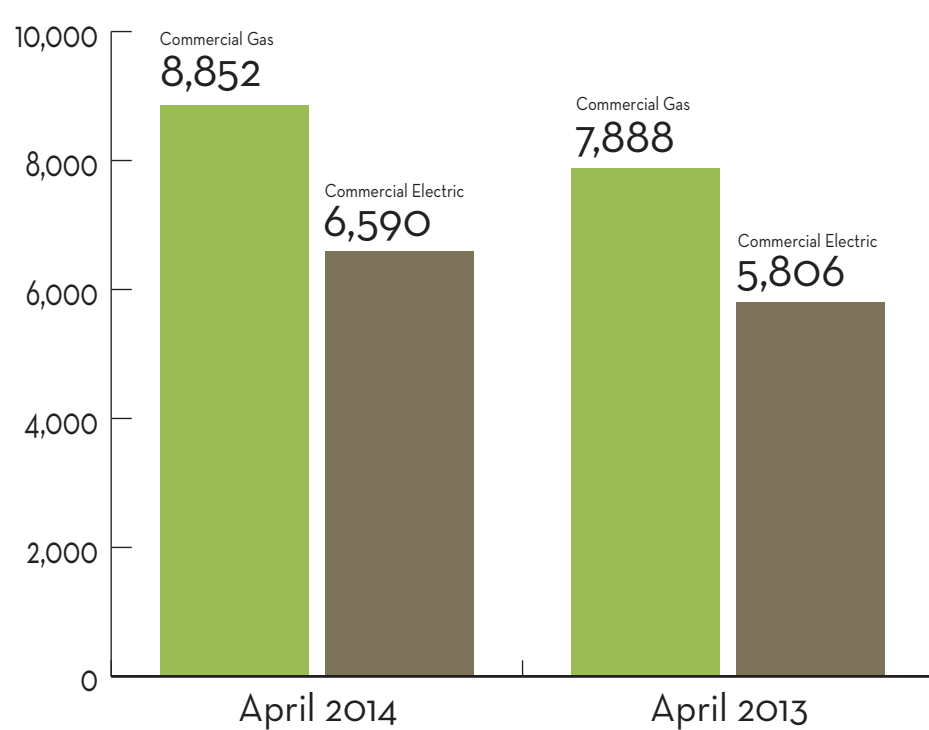
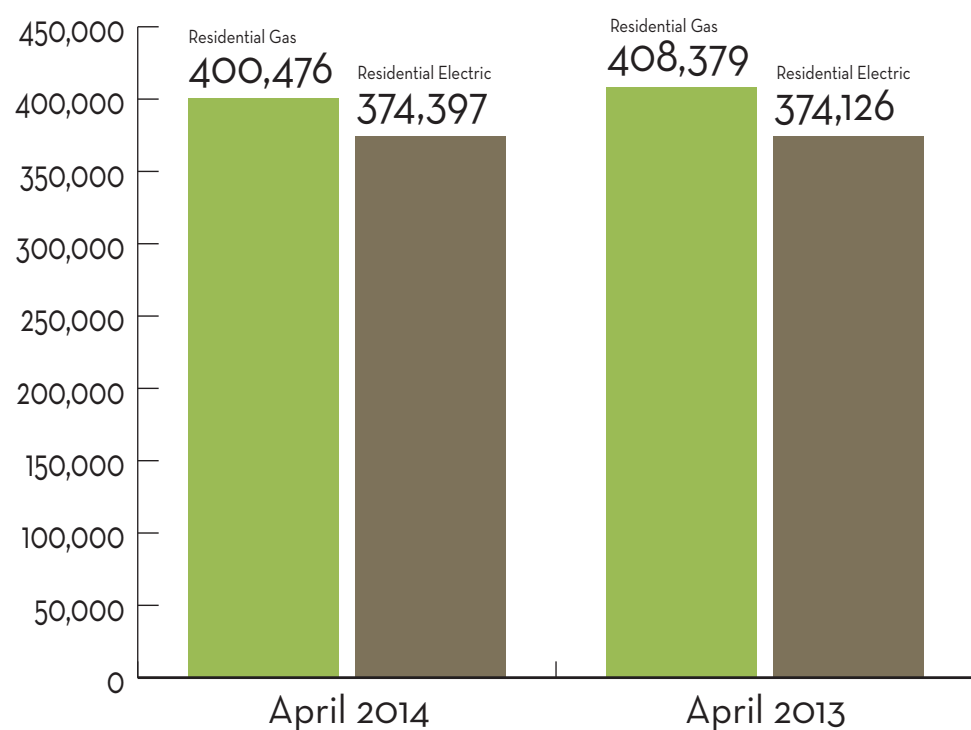


### Central A/C and Air-Source Heat Pumps

U.S. shipments of central air conditioners and air-source heat pumps totaled 648,404 units in April 2014, up 2.6 percent from 632,187 units shipped in April 2013. U.S. shipments of air conditioners increased 1.6 percent, to 433,078 units, up from 426,184 units shipped in April 2013. U.S. shipments of air-source heat pumps increased 4.5 percent, to 215,326 units, up from 206,003 units shipped in April 2013.

### Warm Air Furnaces

U.S. shipments of gas warm air furnaces for April 2014 decreased 3.7 percent, to 182,884 units, down from 189,938 units shipped in April 2013. Oil warm air furnace shipments increased 36.1 percent, to 1,762 units in April 2014, up from 1,295 units shipped in April 2013.



### Residential Storage Water Heaters

U.S. shipments of residential gas storage water heaters for April 2014 decreased 1.9 percent, to 400,476 units, down from 408,379 units shipped in April 2013. Residential electric storage water heater shipments increased 0.1 percent in April 2014, to 374,397 units, up from 374,126 units shipped in April 2013.

### Commercial Storage Water Heaters

Commercial gas storage water heater shipments increased 12.2 percent in April 2014, to 8,852 units, up from 7,888 units shipped in April 2013. Commercial electric storage water heater shipments increased 13.5 percent in April 2014, to 6,590 units, up from 5,806 units shipped in April 2013.