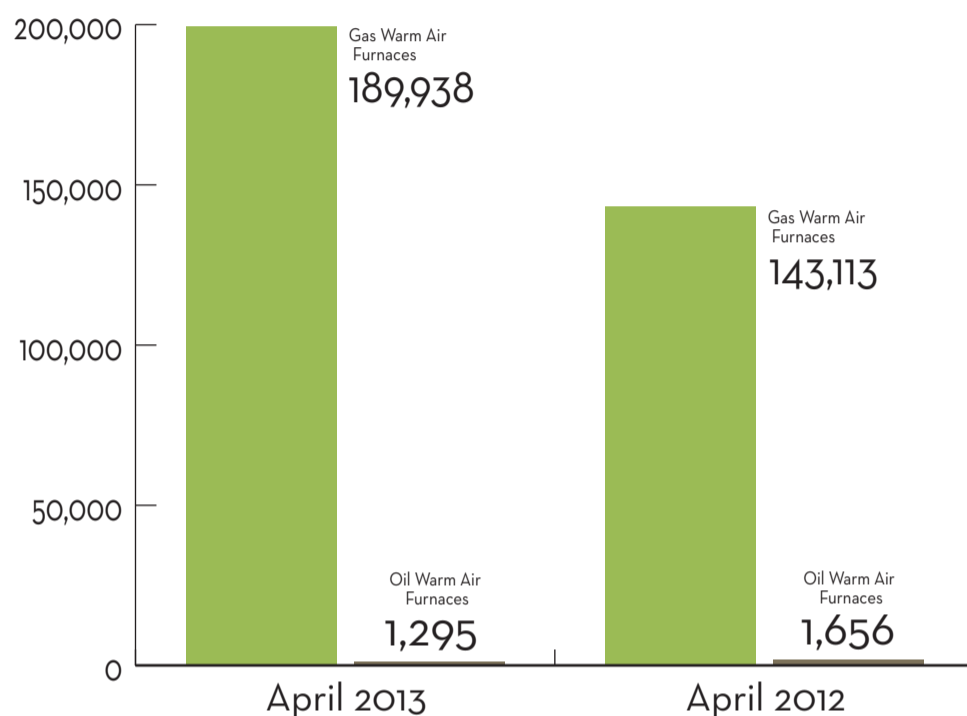
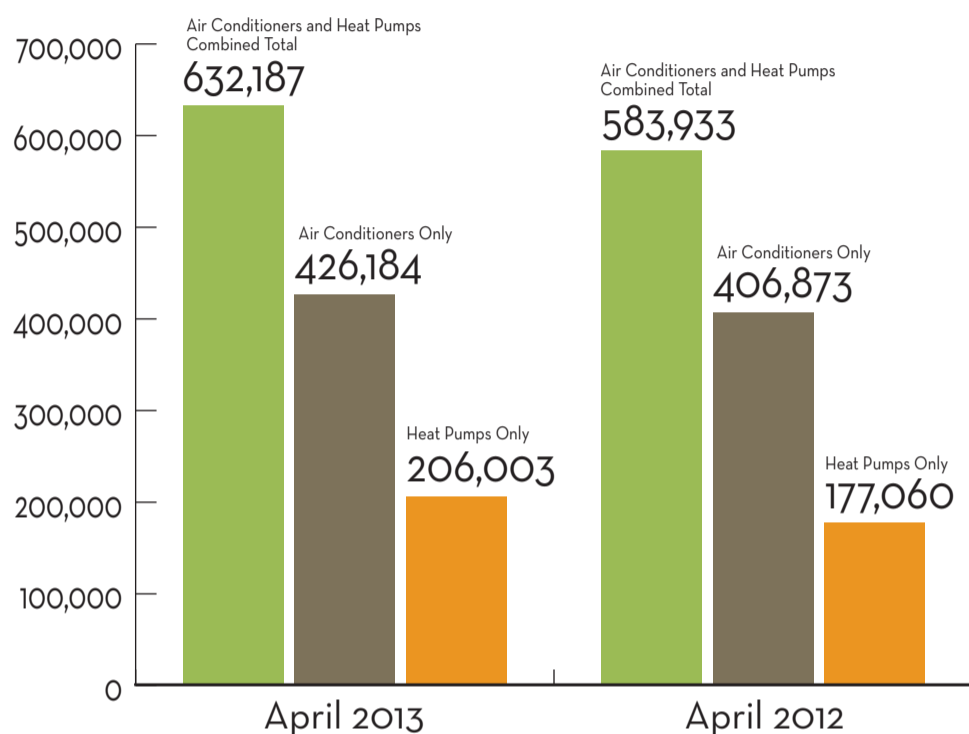


Facts + Figures

Source: The Air-Conditioning, Heating, and Refrigeration Institute (AHRI). Industry figures are estimates that are derived from the best available figures supplied by a sample of AHRI member companies.

Gas Warm Air Furnace Shipments up Nearly 33 Percent in April

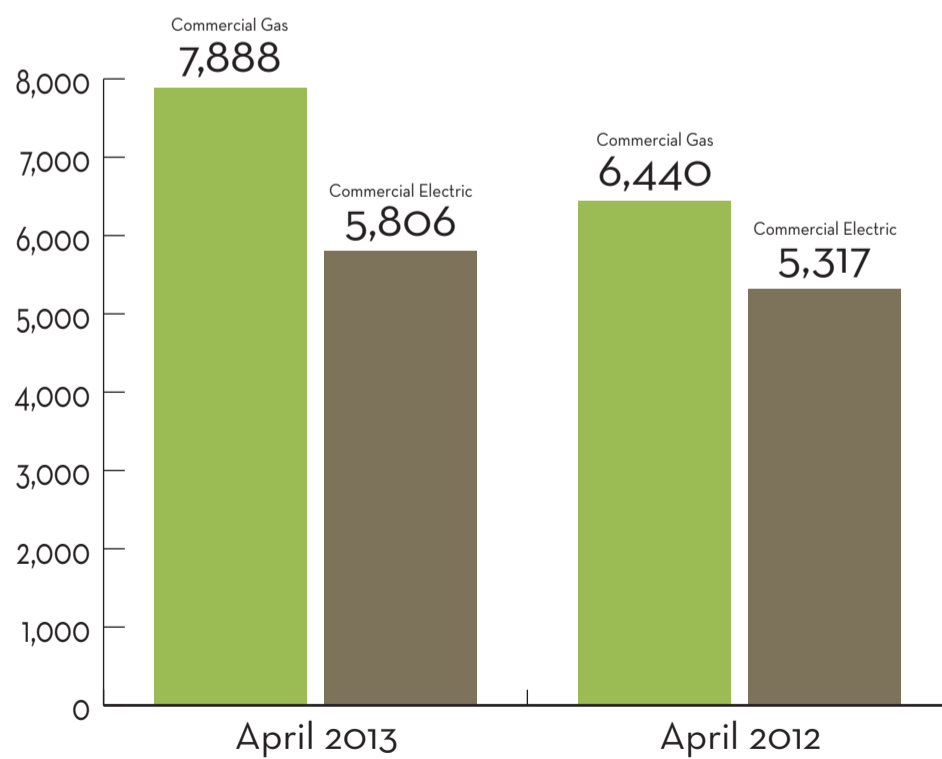
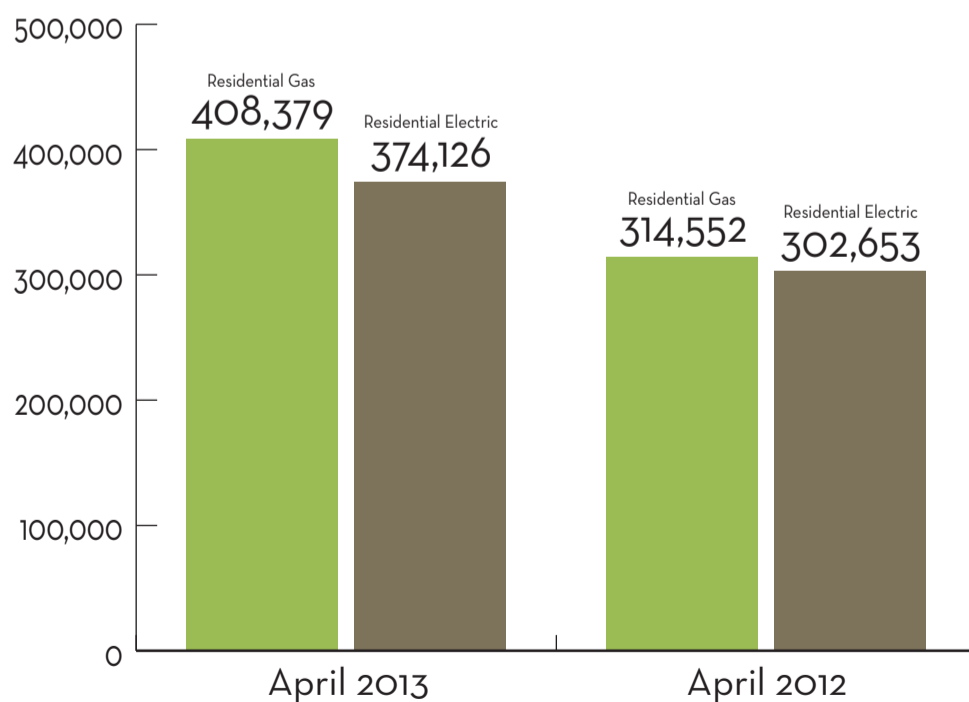


Central A/C and Air-Source Heat Pumps

U.S. shipments of central air conditioners and air-source heat pumps totaled 632,187 units in April 2013, up 8.3 percent from 583,933 units shipped in April 2012. U.S. shipments of air conditioners increased 4.7 percent, to 426,184 units, up from 406,873 units shipped in April 2012. U.S. shipments of air-source heat pumps increased 16.3 percent, to 206,003 units, up from 177,060 units shipped in April 2012.

Warm Air Furnaces

U.S. shipments of gas warm air furnaces for April 2013 increased 32.7 percent, to 189,938 units, up from 143,113 units shipped in April 2012. Oil warm air furnace shipments decreased 21.8 percent, to 1,295 units in April 2013, down from 1,656 units shipped in April 2012.



Residential Storage Water Heaters

U.S. shipments of residential gas storage water heaters for April 2013 increased 29.8 percent, to 408,379 units, up from 314,552 units shipped in April 2012. Residential electric storage water heater shipments increased 23.6 percent in April 2013, to 374,126 units, up from 302,653 units shipped in April 2012.

Commercial Storage Water Heaters

Commercial gas storage water heater shipments increased 22.5 percent in April 2013, to 7,888 units, up from 6,440 units shipped in April 2012. Commercial electric storage water heater shipments increased 9.2 percent in April 2013, to 5,806 units, up from 5,317 units shipped in April 2012.