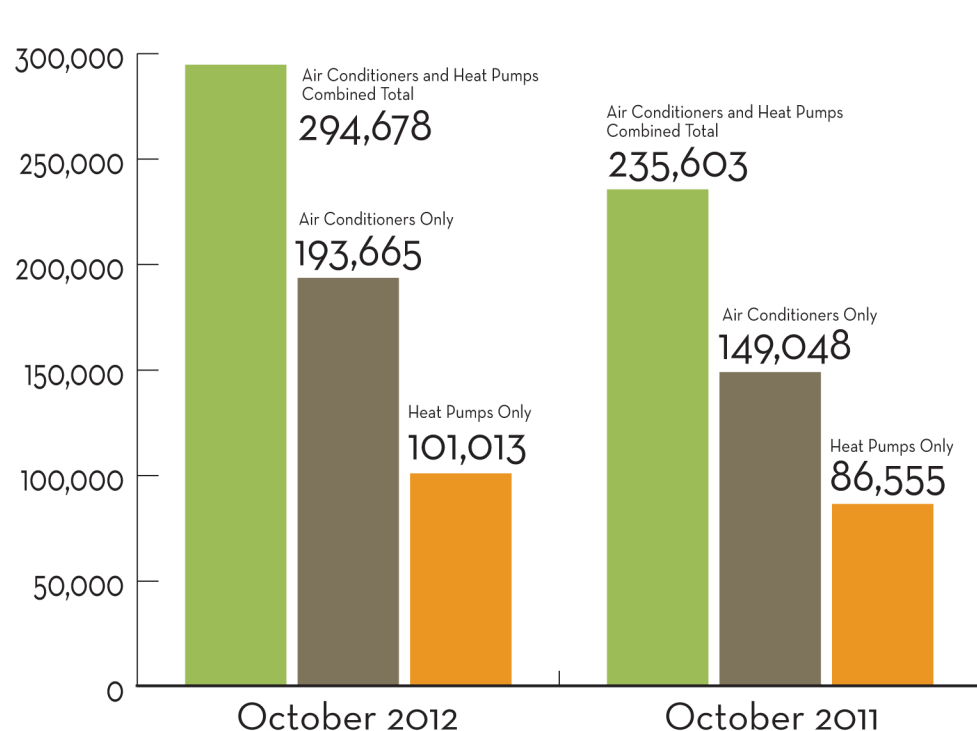
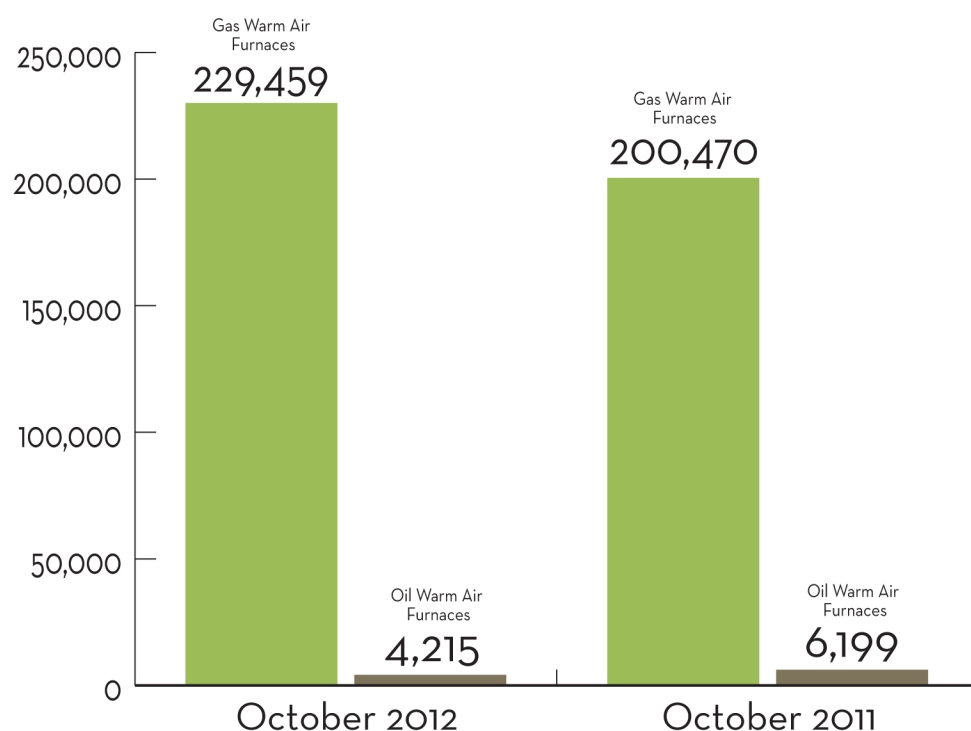


Air Conditioner Shipments up Nearly 30 Percent in October



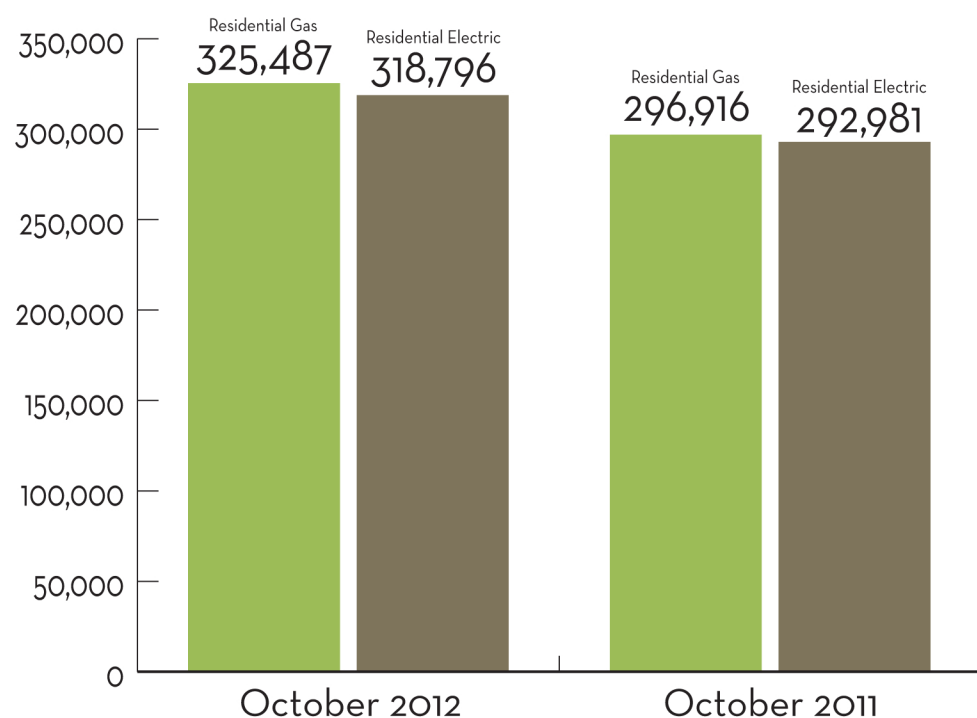
Central A/C and Air-Source Heat Pumps

U.S. shipments of central air conditioners and air-source heat pumps totaled 294,678 units in October 2012, up 25.1 percent from 235,603 units shipped in October 2011. U.S. shipments of air conditioners increased 29.9 percent, to 193,665 units, up from 149,048 units shipped in October 2011. U.S. shipments of air-source heat pumps increased 16.7 percent, to 101,013 units, up from 86,555 units shipped in October 2011.



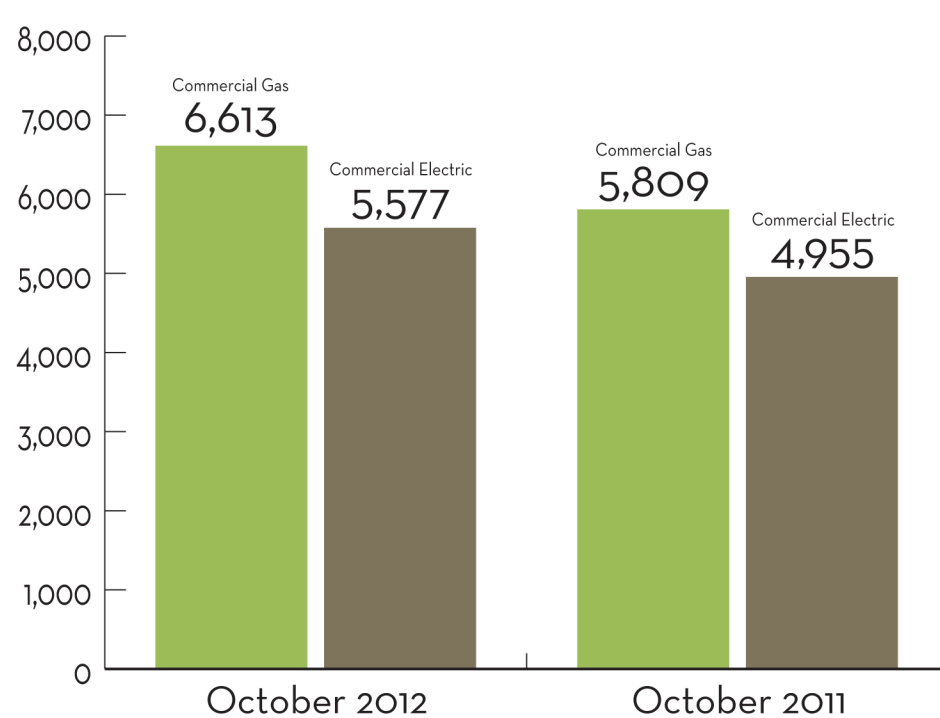
Warm Air Furnaces

U.S. shipments of gas warm air furnaces for October 2012 increased 14.5 percent, to 229,459 units, up from 200,470 units shipped in October 2011. Oil warm air furnace shipments decreased 32 percent, to 4,215 units in October 2012, down from 6,199 units shipped in October 2011.



Residential Storage Water Heaters

U.S. shipments of residential gas storage water heaters for October 2012 increased 9.6 percent, to 325,487 units, up from 296,916 units shipped in October 2011. Residential electric storage water heater shipments increased 8.8 percent in October 2012, to 318,796 units, up from 292,981 units shipped in October 2011.



Commercial Storage Water Heaters

Commercial gas storage water heater shipments increased 13.8 percent in October 2012, to 6,613 units, up from 5,809 units shipped in October 2011. Commercial electric storage water heater shipments increased 12.6 percent in October 2012, to 5,577 units, up from 4,955 units shipped in October 2011.