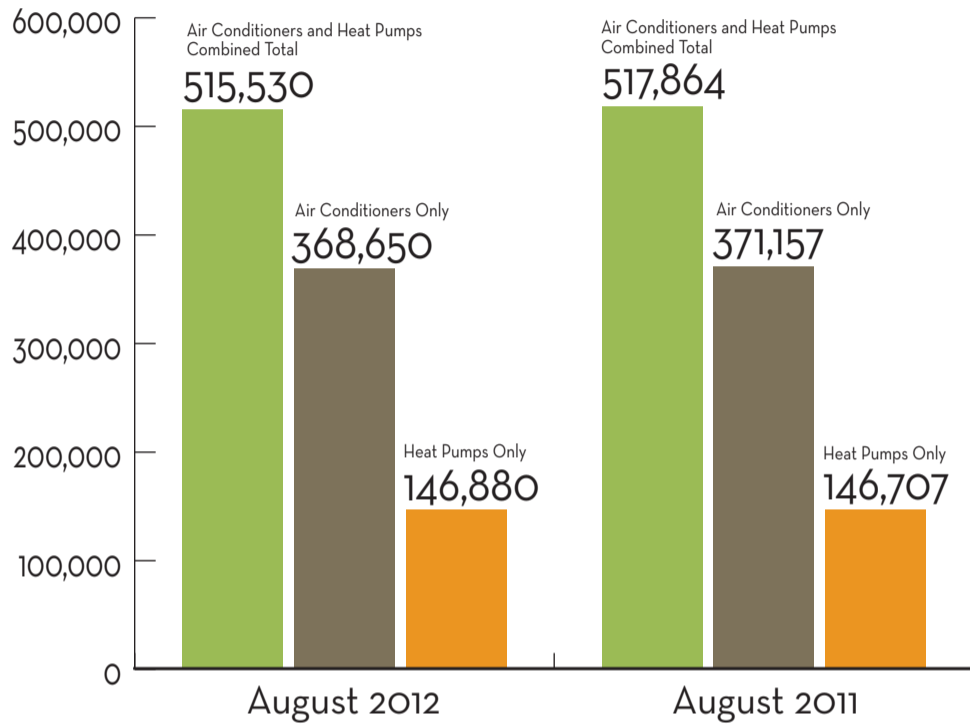


Facts + Figures

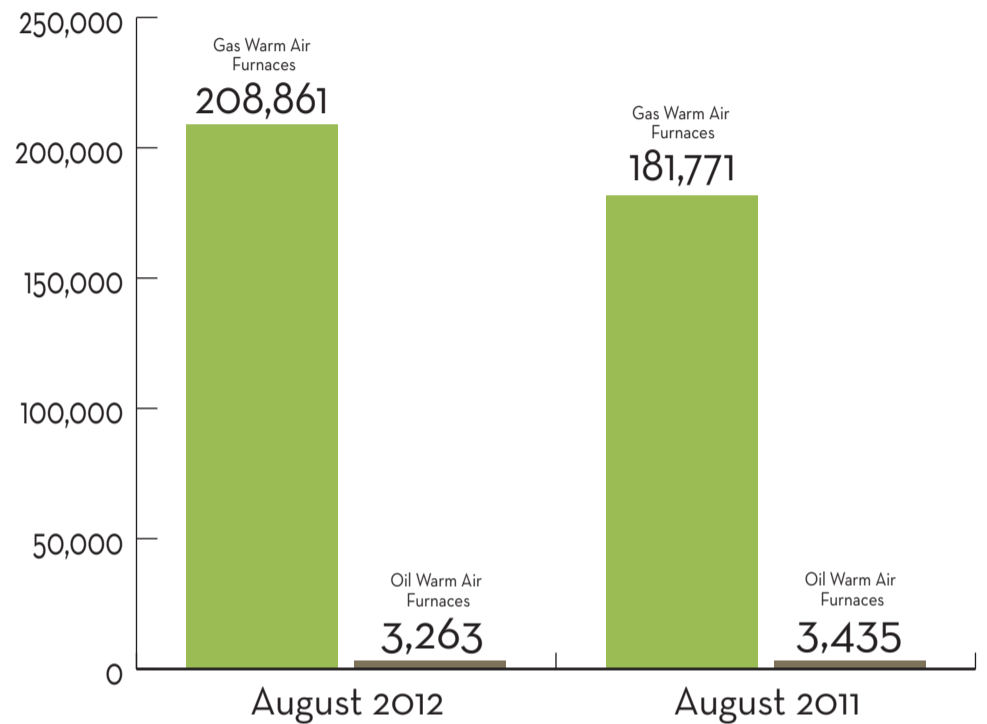
Source: The Air-Conditioning, Heating, and Refrigeration Institute (AHRI). Industry figures are estimates that are derived from the best available figures supplied by a sample of AHRI member companies.

Shipments A Mixed Bag in August



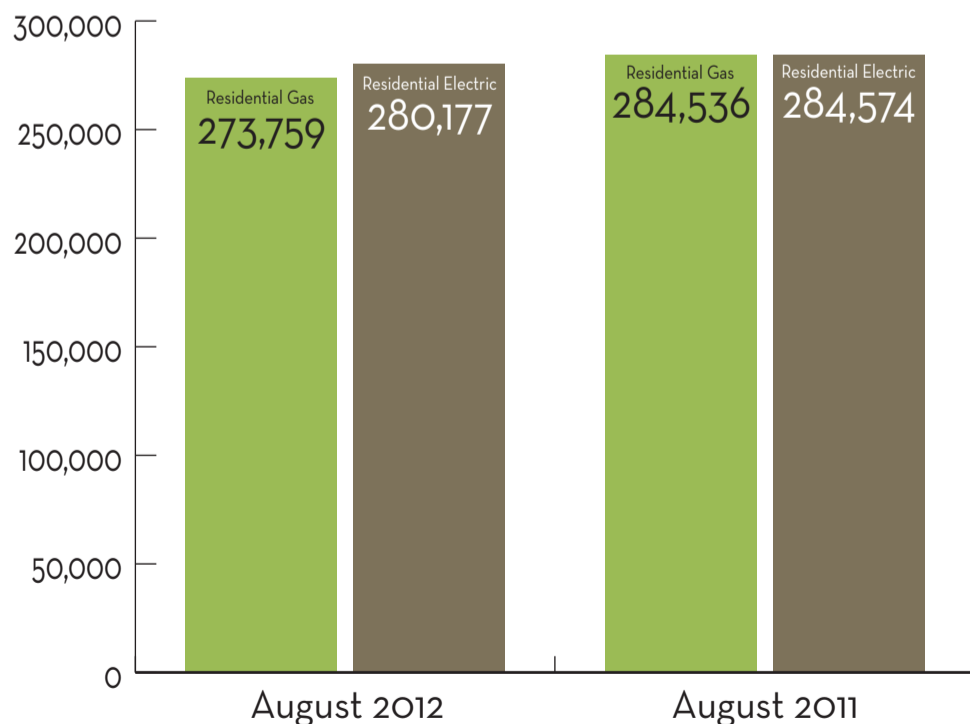
Central A/C and Air-Source HPs

U.S. shipments of central air conditioners and air-source heat pumps totaled 515,530 units in August 2012, down 0.5 percent from 517,864 units shipped in August 2011. U.S. shipments of air conditioners decreased 0.7 percent, to 368,650 units, down from 371,157 units shipped in August 2011. U.S. shipments of air-source heat pumps increased 0.1 percent, to 146,880 units, up from 146,707 units shipped in August 2011.



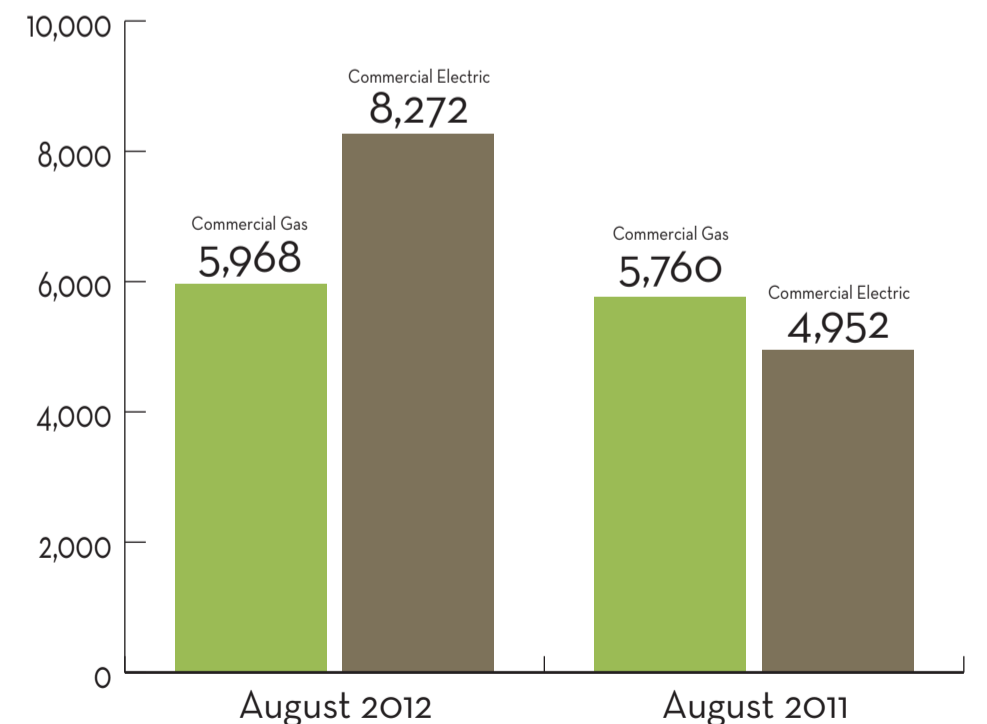
Warm Air Furnaces

U.S. shipments of gas warm air furnaces for August 2012 increased 14.9 percent, to 208,861 units, up from 181,771 units shipped in August 2011. Oil warm air furnace shipments decreased 5 percent, to 3,263 units in August 2012, down from 3,435 units shipped in August 2011.



Residential Storage Water Heaters

U.S. shipments of residential gas storage water heaters for August 2012 decreased 3.8 percent, to 273,759 units, down from 284,536 units shipped in August 2011. Residential electric storage water heater shipments decreased 1.5 percent in August 2012, to 280,177 units, down from 284,574 units shipped in August 2011.



Commercial Storage Water Heaters

Commercial gas storage water heater shipments increased 3.6 percent in August 2012, to 5,968 units, up from 5,760 units shipped in August 2011. Commercial electric storage water heater shipments increased 67 percent in August 2012, to 8,272 units, up from 4,952 units shipped in August 2011.