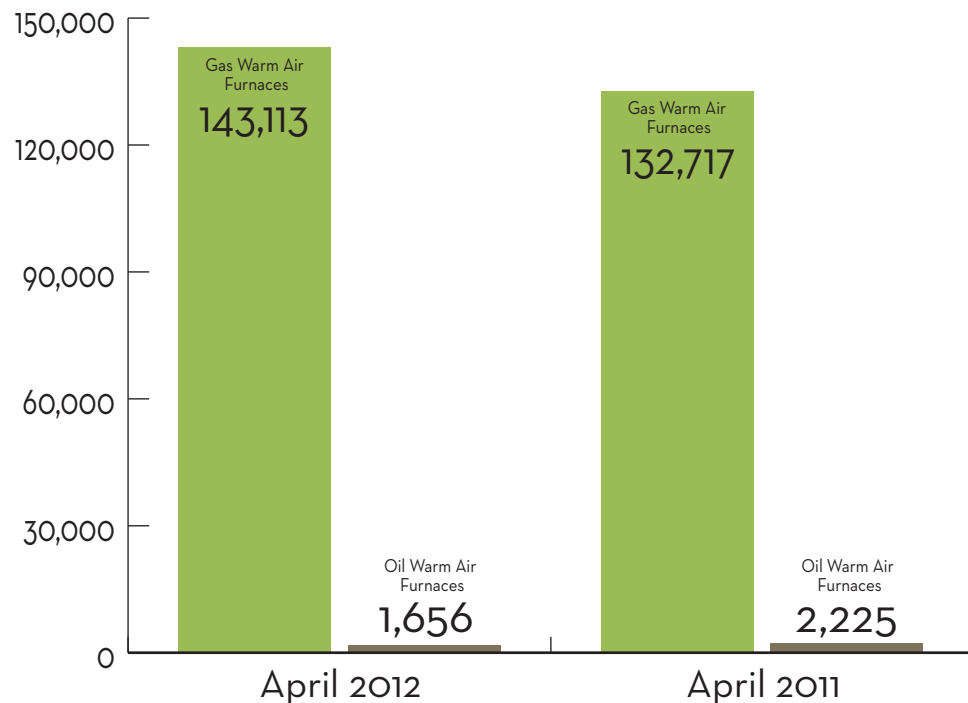
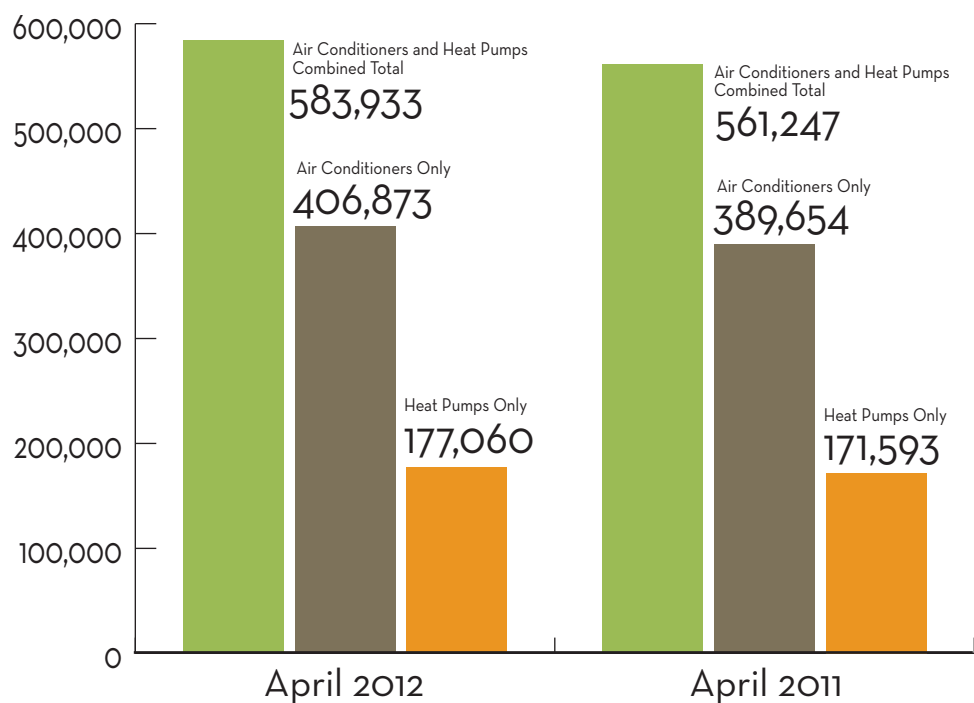


Facts + Figures

Source: The Air-Conditioning, Heating, and Refrigeration Institute (AHRI). Industry figures are estimates that are derived from the best available figures supplied by a sample of AHRI member companies.

A/C, Heat Pump, Gas Furnace Shipments Up in April

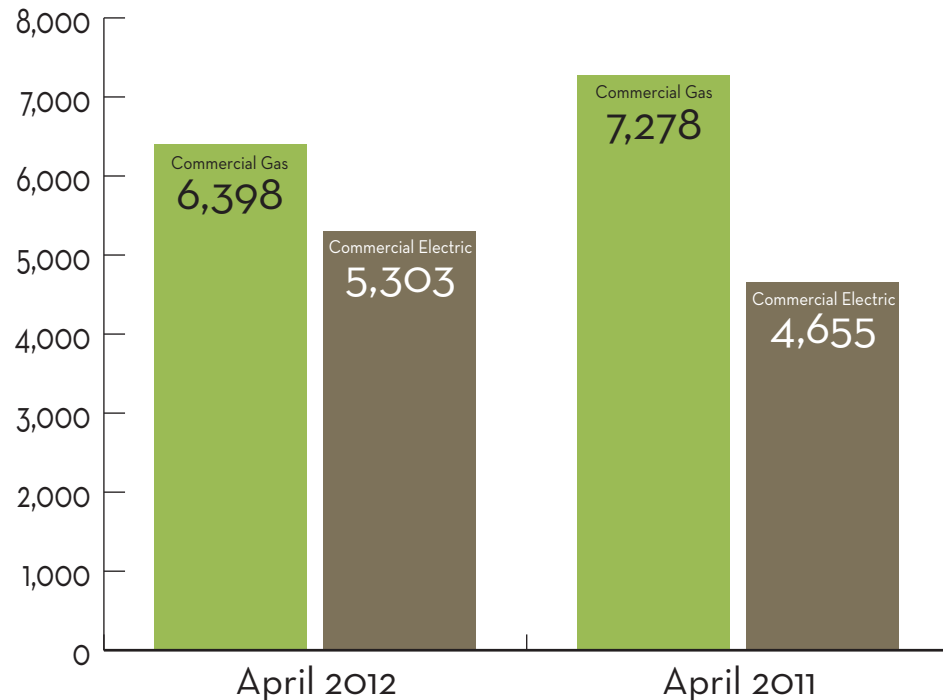
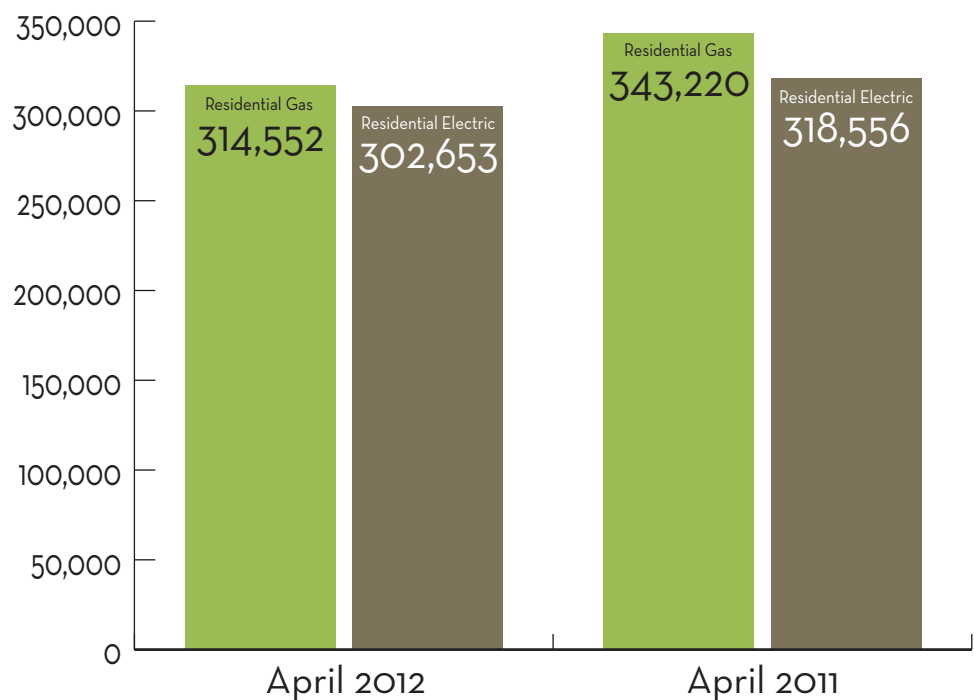


Central Air Conditioners and Air-Source Heat Pumps

U.S. shipments of central air conditioners and air-source heat pumps totaled 583,933 units in April 2012, up 4 percent from 561,247 units shipped in April 2011. U.S. shipments of air conditioners increased 4.4 percent, to 406,873 units, up from 389,654 units shipped in April 2011. U.S. shipments of air-source heat pumps increased 3.2 percent, to 177,060 units, up from 171,593 units shipped in April 2011.

Warm Air Furnaces

U.S. shipments of gas warm air furnaces for April 2012 increased 7.8 percent, to 143,113 units, up from 132,717 units shipped in April 2011. Oil warm air furnace shipments decreased 25.6 percent, to 1,656 units in April 2012, down from 2,225 units shipped in April 2011.



Residential Storage Water Heaters

U.S. shipments of residential gas storage water heaters for April 2012 decreased 8.4 percent, to 314,552 units, down from 343,220 units shipped in April 2011. Residential electric storage water heater shipments decreased 5 percent in April 2012, to 302,653 units, down from 318,556 units shipped in April 2011.

Commercial Storage Water Heaters

Commercial gas storage water heater shipments decreased 12.1 percent in April 2012, to 6,398 units, down from 7,278 units shipped in April 2011. Commercial electric storage water heater shipments increased 13.9 percent in April 2012, to 5,303 units, up from 4,655 units shipped in April 2011.