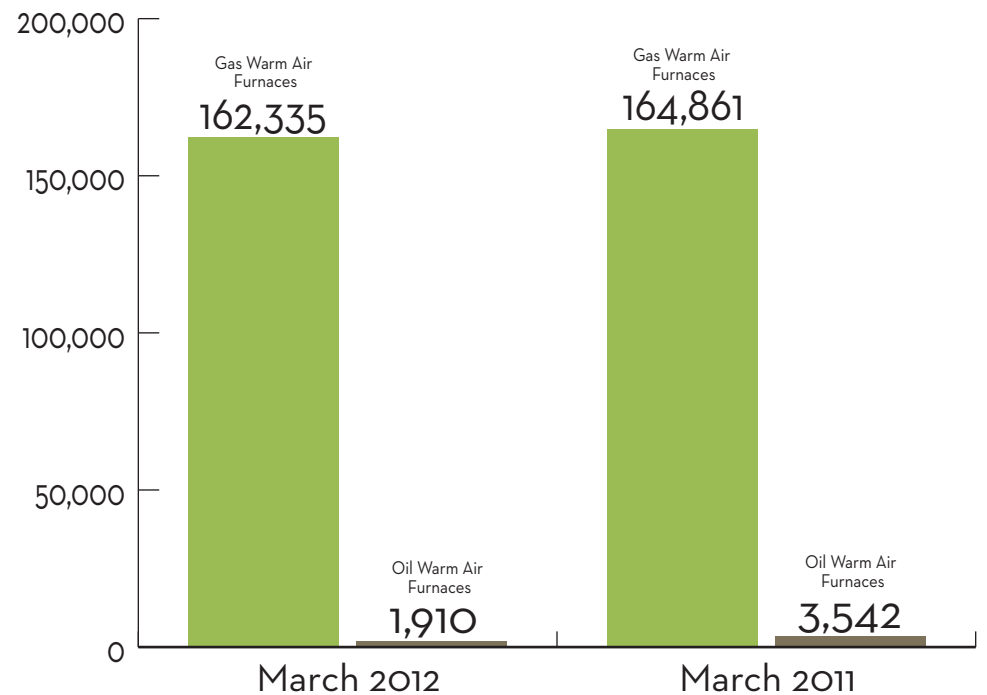
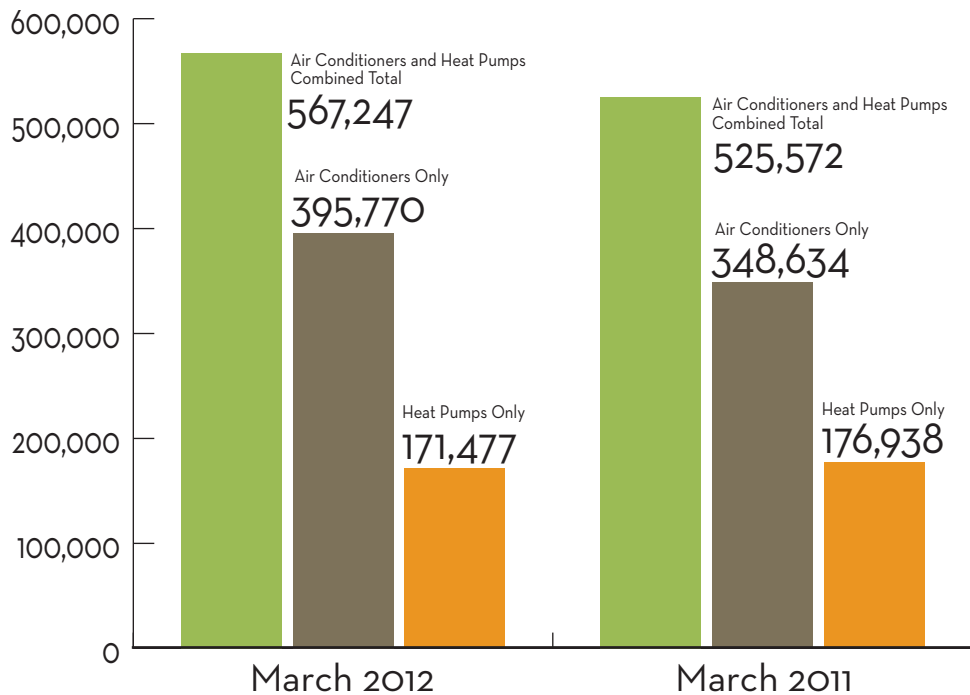


# Facts + Figures

Source: The Air-Conditioning, Heating, and Refrigeration Institute (AHRI). Industry figures are estimates that are derived from the best available figures supplied by a sample of AHRI member companies.

## Air Conditioner Shipments Increase 14 Percent in March

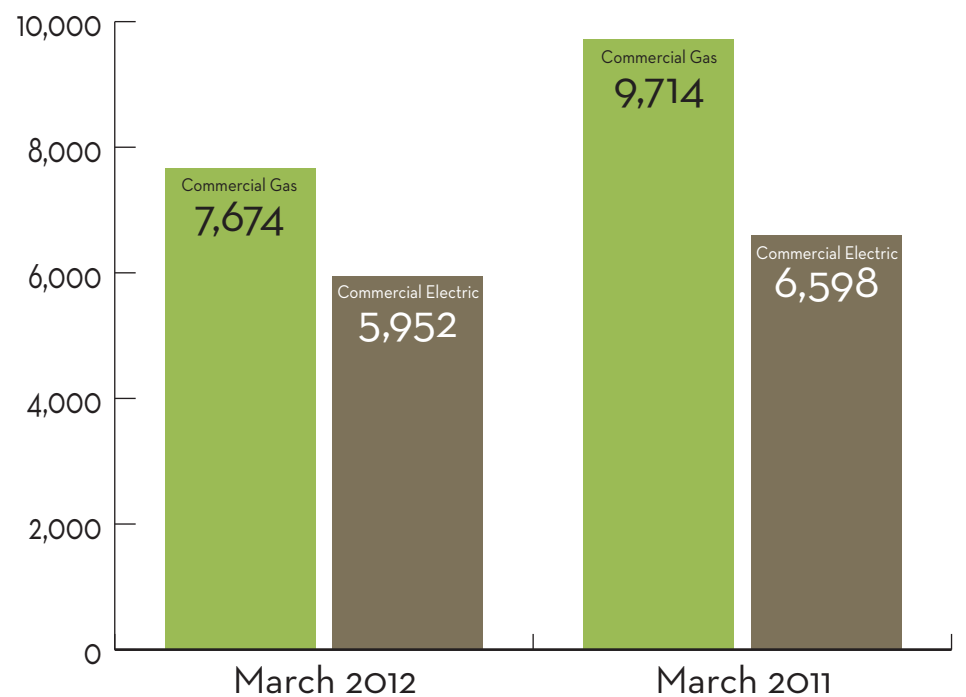
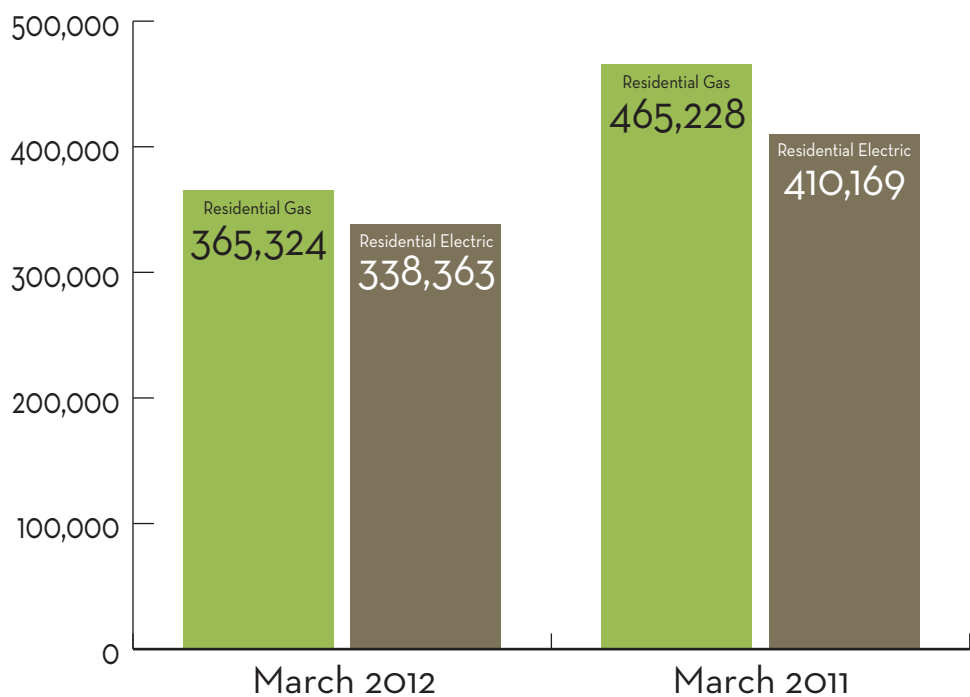


### Central A/C and Air-Source Heat Pumps

U.S. shipments of central air conditioners and air-source heat pumps totaled 567,247 units in March 2012, up 8 percent from 525,572 units shipped in March 2011. U.S. shipments of air conditioners increased 14 percent, to 395,770 units, up from 348,634 units shipped in March 2011. U.S. shipments of air-source heat pumps decreased 3 percent, to 171,477 units, down from 176,938 units shipped in March 2011.

### Warm Air Furnaces

U.S. shipments of gas warm air furnaces for March 2012 decreased 2 percent, to 162,335 units, down from 164,861 units shipped in March 2011. Oil warm air furnace shipments decreased 46 percent, to 1,910 units in March 2012, down from 3,542 units shipped in March 2011.



### Residential Storage Water Heaters

U.S. shipments of residential gas storage water heaters for March 2012 decreased 22 percent, to 365,324 units, down from 465,228 units shipped in March 2011. Residential electric storage water heater shipments decreased 18 percent in March 2012, to 338,363 units, down from 410,169 units shipped in March 2011.

### Commercial Storage Water Heaters

Commercial gas storage water heater shipments decreased 21 percent in March 2012, to 7,674 units, down from 9,714 units shipped in March 2011. Commercial electric storage water heater shipments decreased 10 percent in March 2012, to 5,952 units, down from 6,598 units shipped in March 2011.