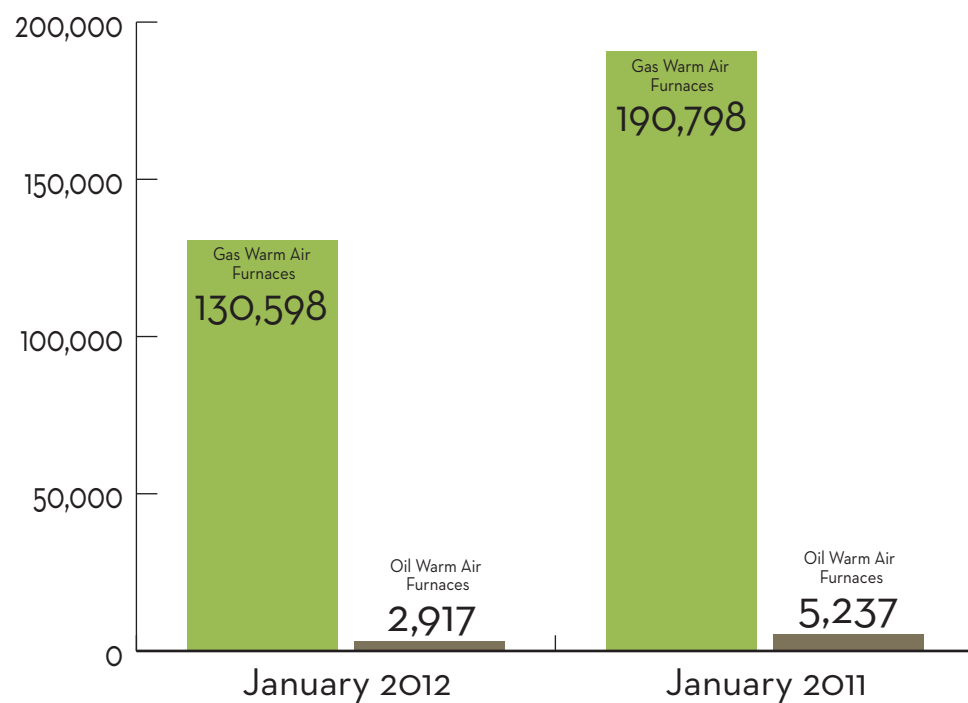
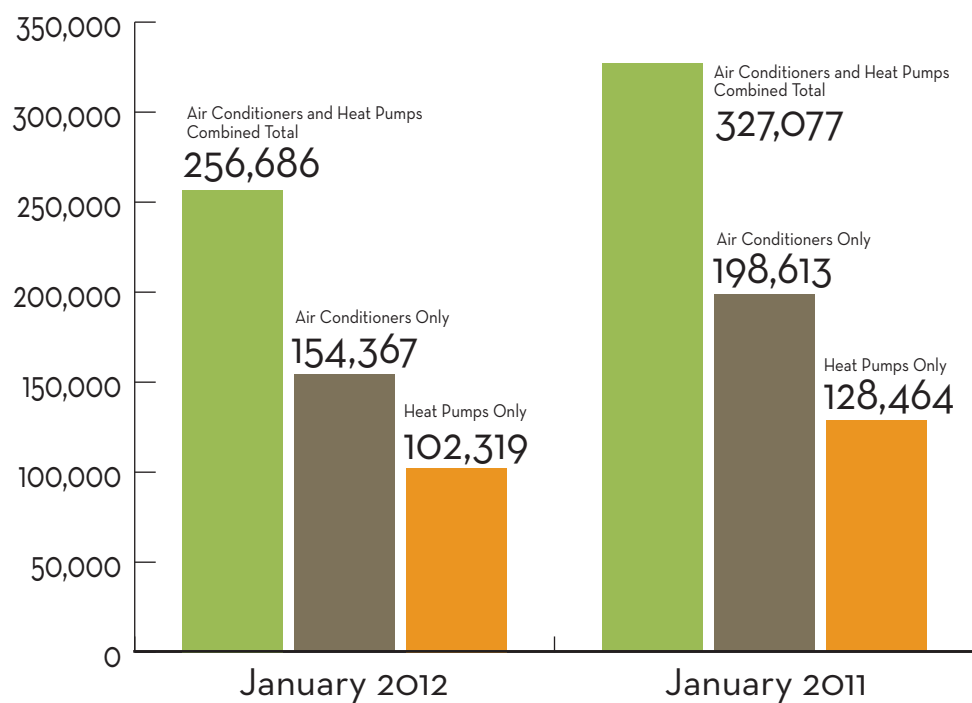


January 2012 Shipments Down, Except for Residential Water Heaters

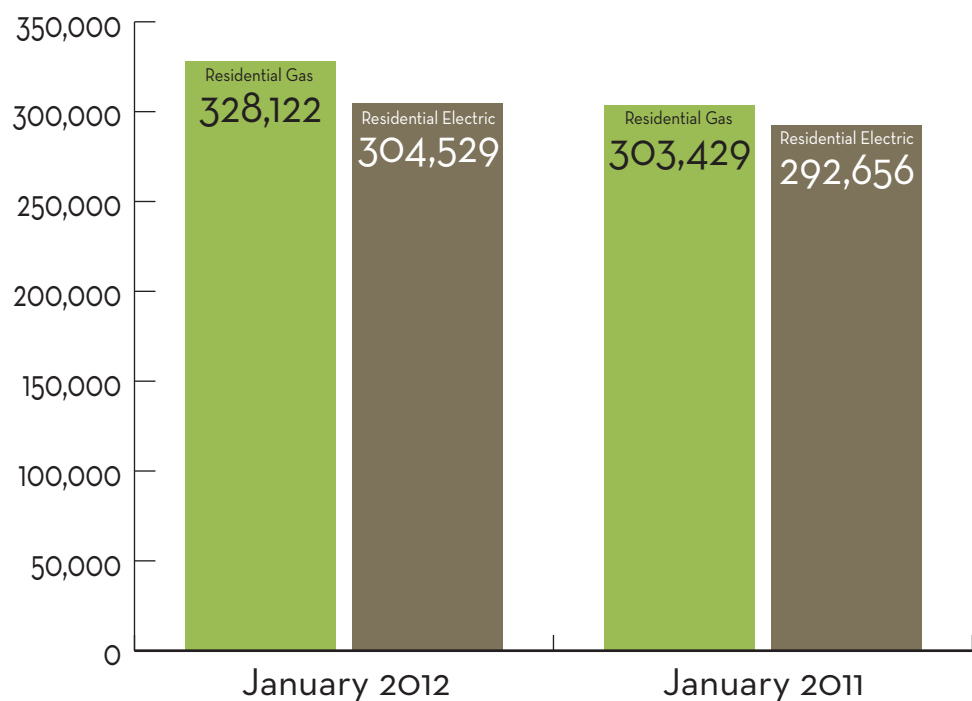


Central A/C and Air-Source HPs

U.S. shipments of central air conditioners and air-source heat pumps totaled 256,686 units in January 2012, down 22 percent from 327,077 units shipped in January 2011. U.S. shipments of air conditioners decreased 22 percent, to 154,367 units, down from 198,613 units shipped in January 2011. U.S. shipments of air-source heat pumps decreased 20 percent, to 102,319 units, down from 128,464 units shipped in January 2011.

Warm Air Furnaces

U.S. shipments of gas warm air furnaces for January 2012 decreased 32 percent, to 130,598 units, down from 190,798 units shipped in January 2011. Oil warm air furnace shipments decreased 44 percent, to 2,917 units in January 2012, down from 5,237 units shipped in January 2011.



Residential Storage Water Heaters

U.S. shipments of residential gas storage water heaters for January 2012 increased 8 percent, to 328,122 units, up from 303,429 units shipped in January 2011. Residential electric storage water heater shipments increased 4 percent in January 2012, to 304,529 units, up from 292,656 units shipped in January 2011.

Commercial Storage Water Heaters

Commercial gas storage water heater shipments decreased 0.5 percent in January 2012, to 6,109 units, down from 6,138 units shipped in January 2011. Commercial electric storage water heater shipments increased 6 percent in January 2012, to 4,641 units, up from 4,381 units shipped in January 2011.