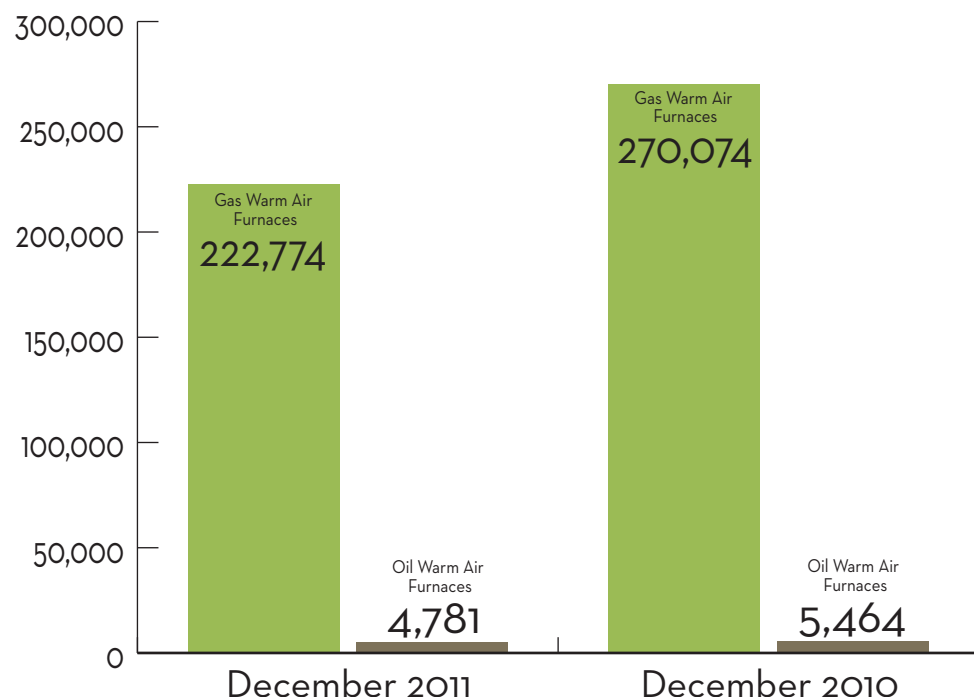
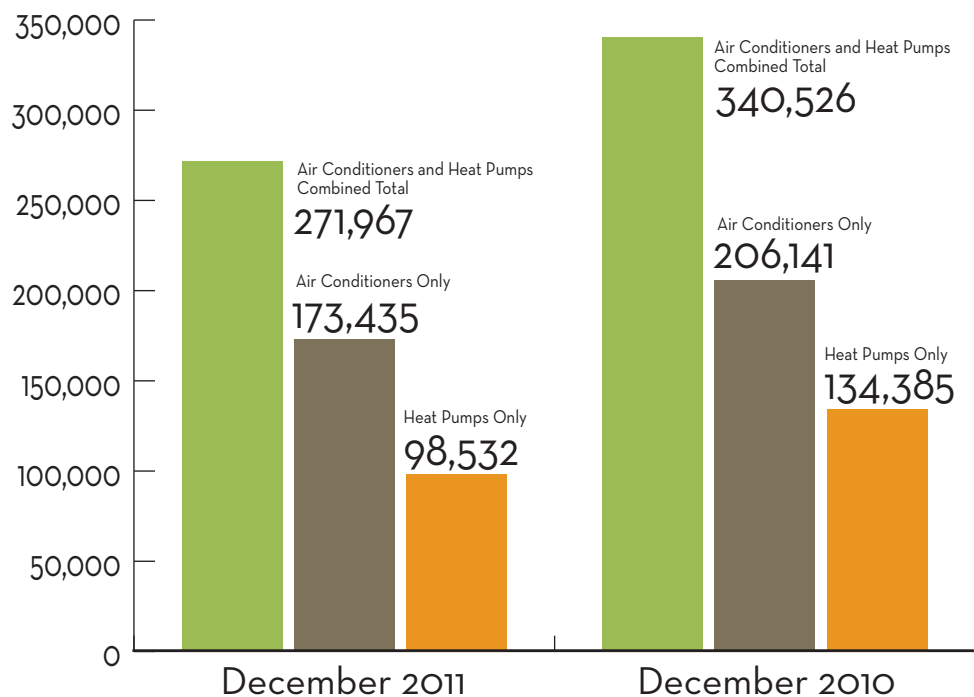


Facts + Figures

Source: The Air-Conditioning, Heating, and Refrigeration Institute (AHRI). Industry figures are estimates that are derived from the best available figures supplied by a sample of AHRI member companies.

December Water Heater Shipments Up, Other Shipments Down

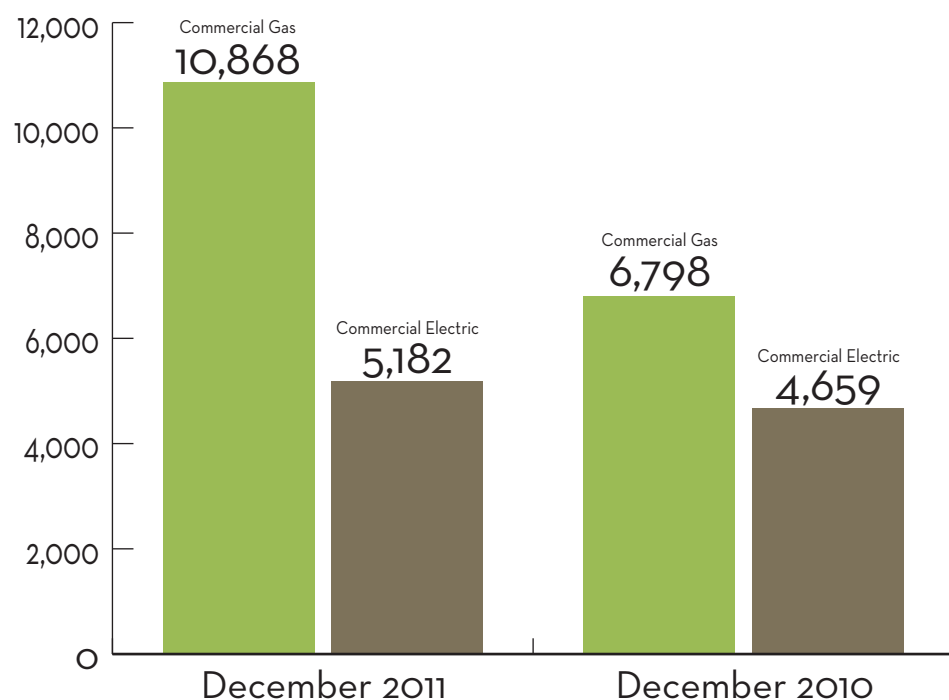
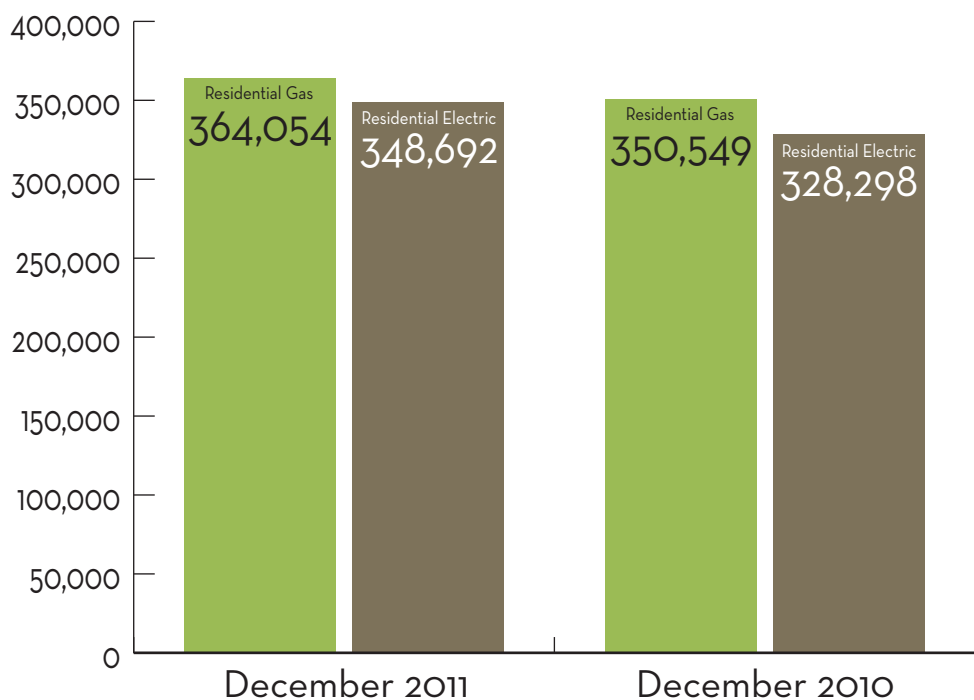


Central A/C and Air-Source Heat Pumps

U.S. shipments of central air conditioners and air-source heat pumps totaled 271,967 units in December 2011, down 20 percent from 340,526 units shipped in December 2010. U.S. shipments of air conditioners decreased 16 percent, to 173,435 units, down from 206,141 units shipped in December 2010. U.S. shipments of air-source heat pumps decreased 27 percent, to 98,532 units, down from 134,385 units shipped in December 2010.

Warm Air Furnaces

U.S. shipments of gas warm air furnaces for December 2011 decreased 18 percent, to 222,774 units, down from 270,074 units shipped in December 2010. Oil warm air furnace shipments decreased 13 percent, to 4,781 units in December 2011, down from 5,464 units shipped in December 2010.



Residential Storage Water Heaters

U.S. shipments of residential gas storage water heaters for December 2011 increased 4 percent, to 364,054 units, up from 350,549 units shipped in December 2010. Residential electric storage water heater shipments increased 6 percent in December 2011, to 348,692 units, up from 328,298 units shipped in December 2010.

Commercial Storage Water Heaters

Commercial gas storage water heater shipments increased 60 percent in December 2011, to 10,868 units, up from 6,798 units shipped in December 2010. Commercial electric storage water heater shipments increased 11 percent in December 2011, to 5,182 units, up from 4,659 units shipped in December 2010.