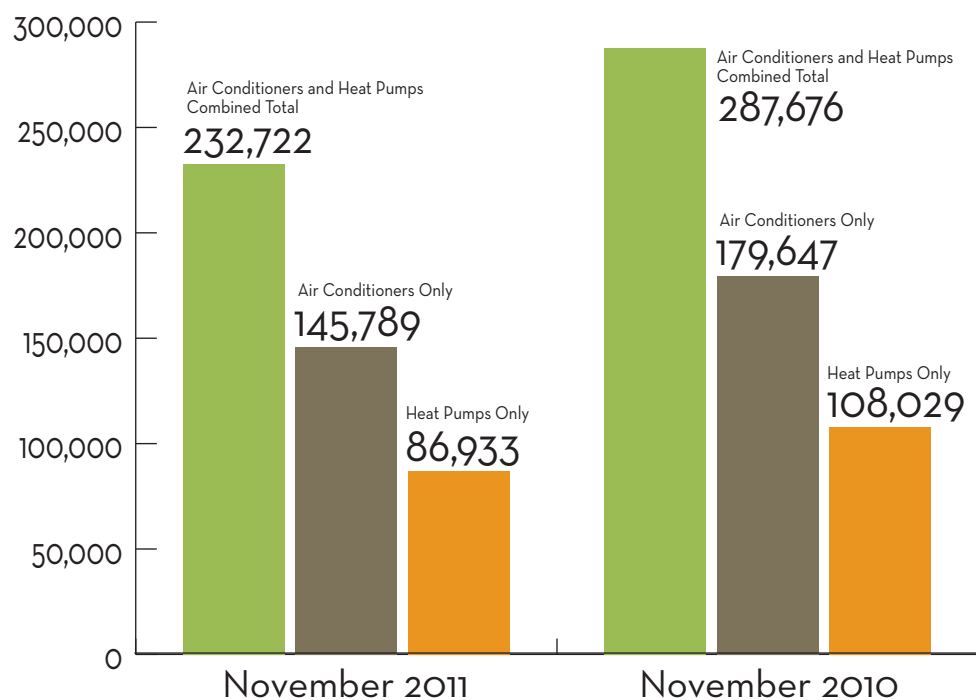
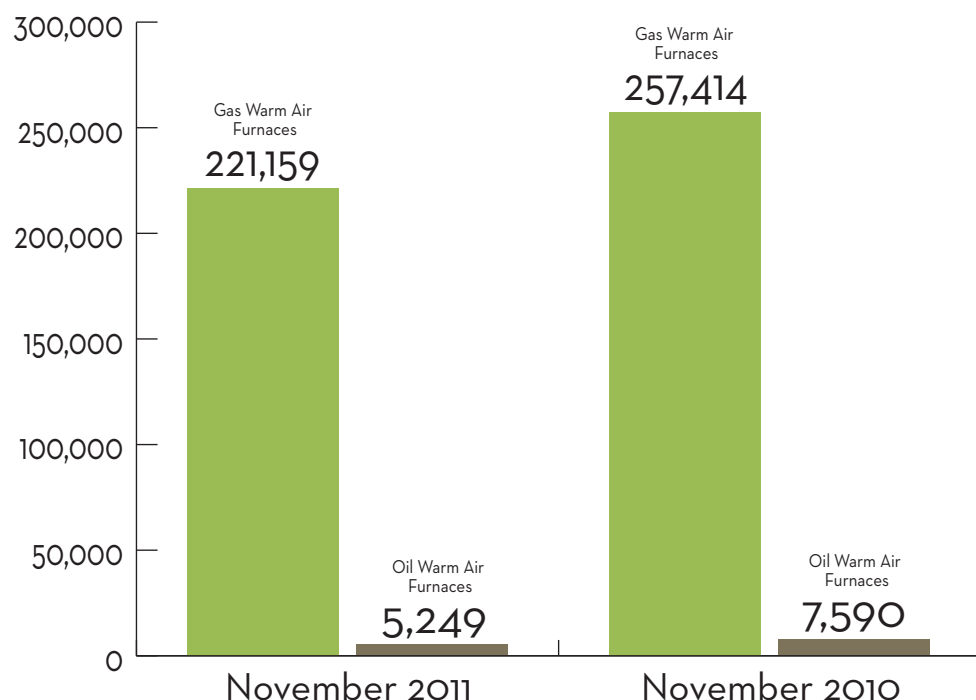


November Water Heater Shipments Up, Other Shipments Down



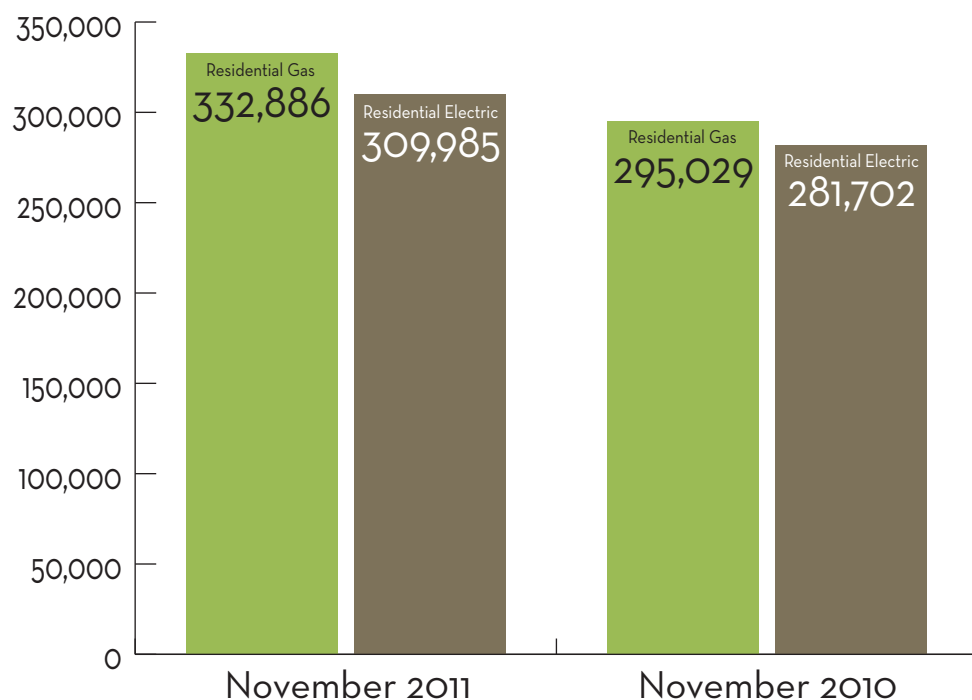
Central A/C and Air-Source Heat Pumps

U.S. shipments of central air conditioners and air-source heat pumps totaled 232,722 units in November 2011, down 19 percent from 287,676 units shipped in November 2010. U.S. shipments of air conditioners decreased 19 percent, to 145,789 units, down from 179,647 units shipped in November 2010. U.S. shipments of air-source heat pumps decreased 20 percent, to 86,933 units, down from 108,029 units shipped in November 2010.



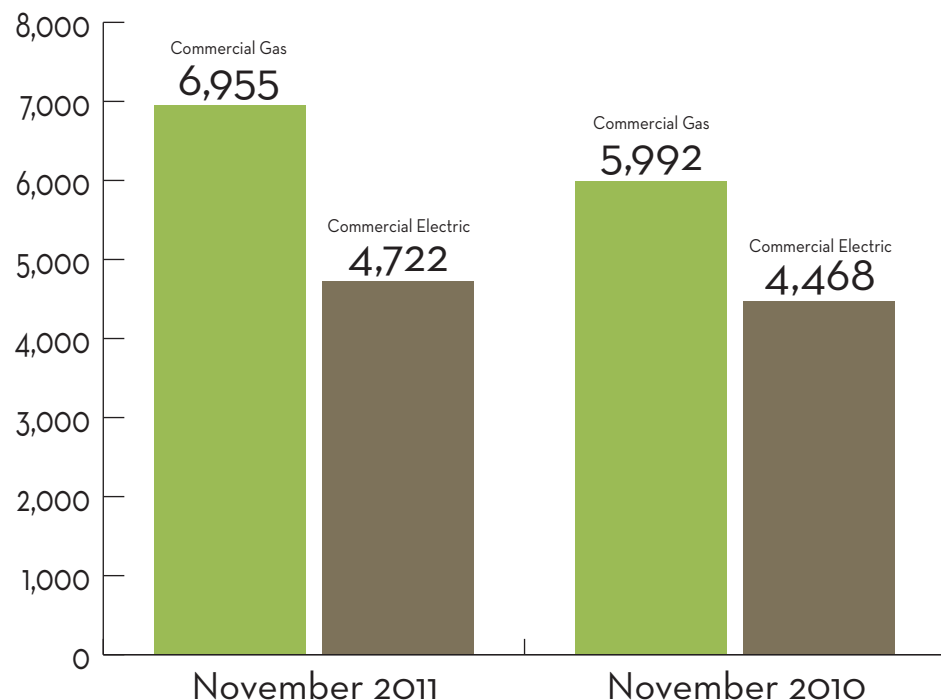
Warm Air Furnaces

U.S. shipments of gas warm air furnaces for November 2011 decreased 14 percent, to 221,159 units, down from 257,414 units shipped in November 2010. Oil warm air furnace shipments decreased 31 percent, to 5,249 units in November 2011, down from 7,590 units shipped in November 2010.



Residential Storage Water Heaters

U.S. shipments of residential gas storage water heaters for November 2011 increased 13 percent, to 332,886 units, up from 295,029 units shipped in November 2010. Residential electric storage water heater shipments increased 10 percent in November 2011, to 309,985 units, up from 281,702 units shipped in November 2010.



Commercial Storage Water Heaters

Commercial gas storage water heater shipments increased 16 percent in November 2011, to 6,955 units, up from 5,992 units shipped in November 2010. Commercial electric storage water heater shipments increased 6 percent in November 2011, to 4,722 units, up from 4,468 units shipped in November 2010.