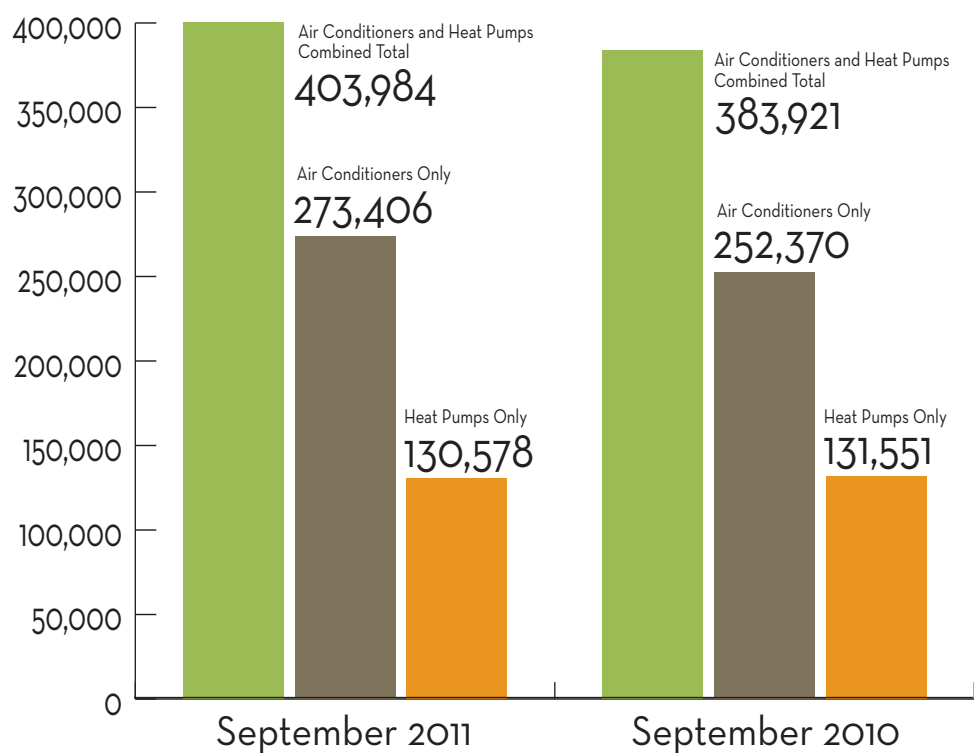


# Facts + Figures

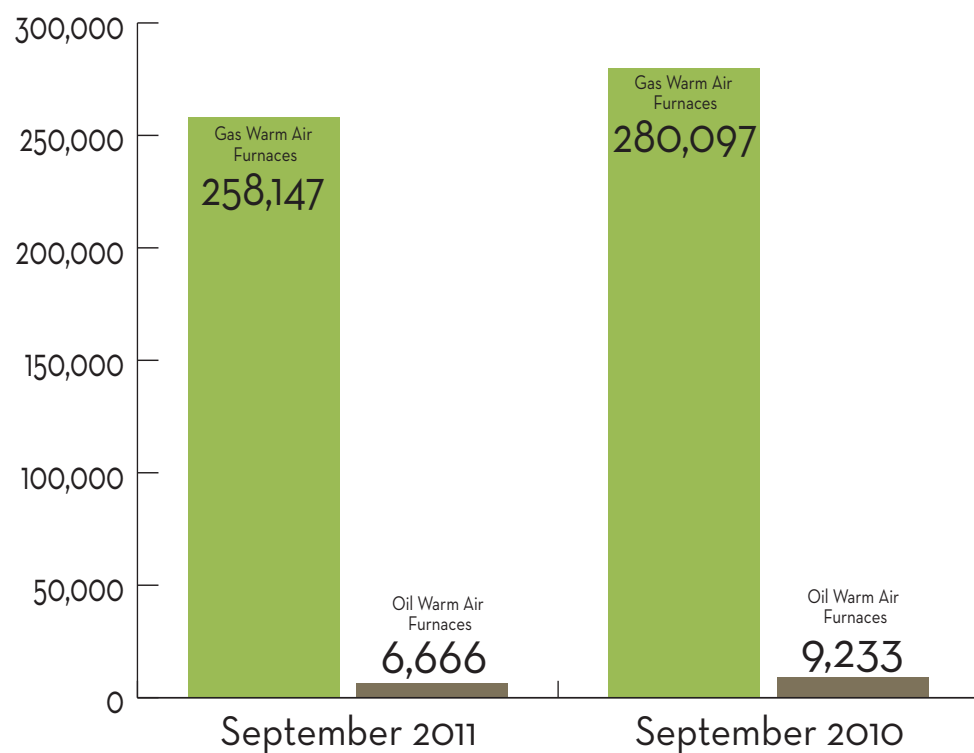
Source: The Air-Conditioning, Heating, and Refrigeration Institute (AHRI). Industry figures are estimates that are derived from the best available figures supplied by a sample of AHRI member companies.

## September A/C and Water Heater Shipments Up



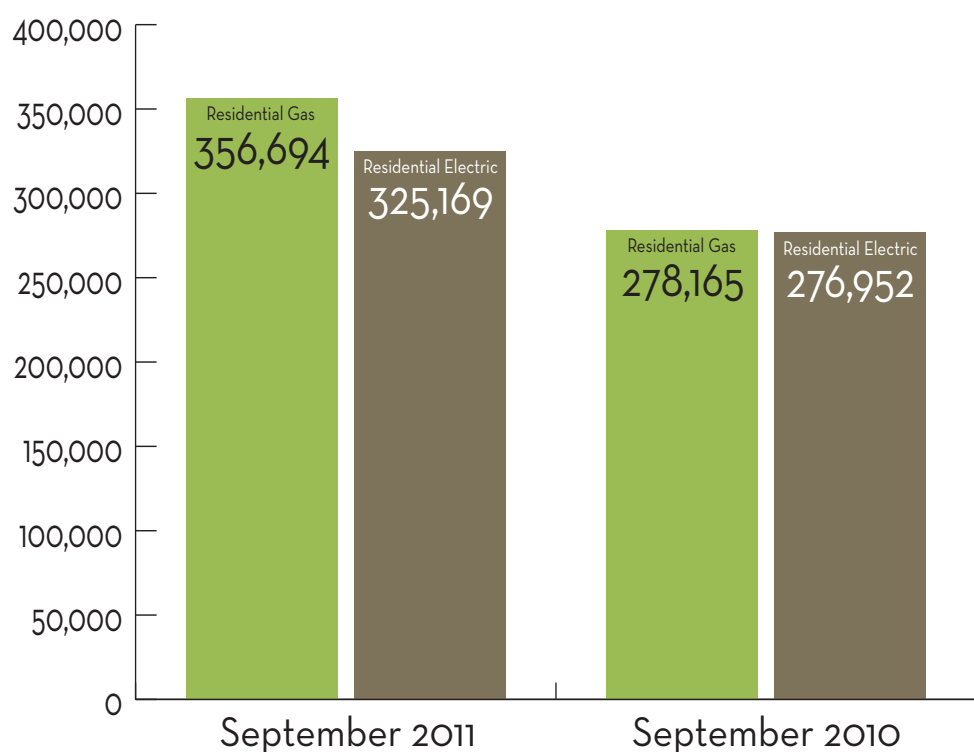
### Central A/C and Air-Source Heat Pumps

U.S. shipments of central air conditioners and air-source heat pumps totaled 403,984 units in September 2011, up 5 percent from 383,921 units shipped in September 2010. U.S. shipments of air conditioners increased 8 percent, to 273,406 units, up from 252,370 units shipped in September 2010. U.S. shipments of air-source heat pumps decreased 0.7 percent, to 130,578 units, down from 131,551 units shipped in September 2010.



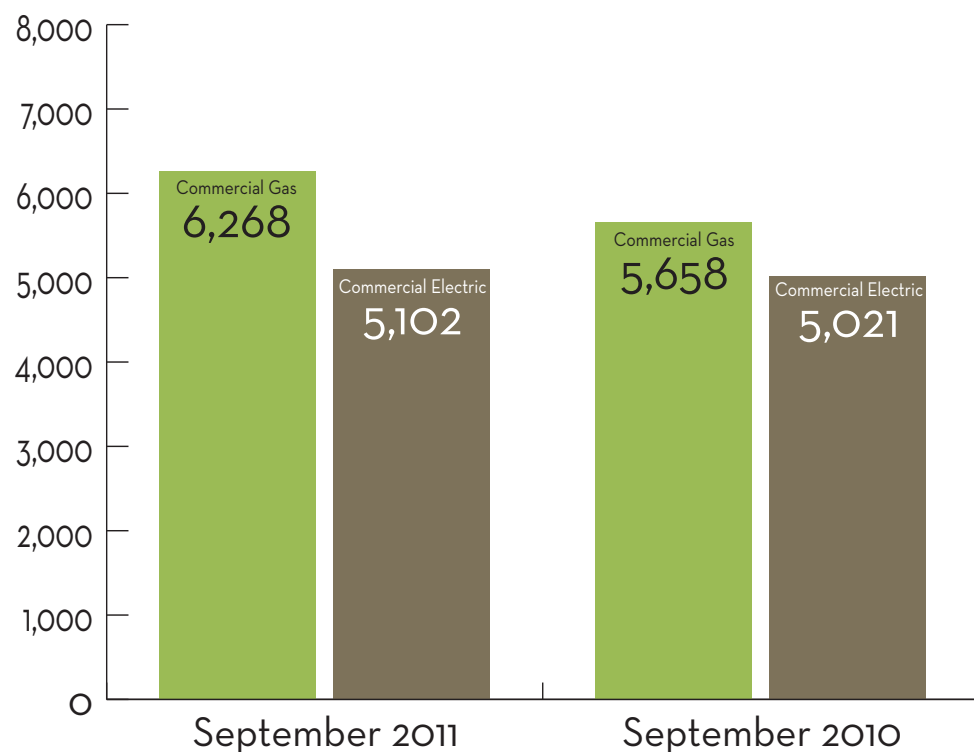
### Warm-Air Furnaces

U.S. shipments of gas warm-air furnaces for September 2011 decreased 8 percent, to 258,147 units, down from 280,097 units shipped in September 2010. Oil warm air furnace shipments decreased 28 percent, to 6,666 units in September 2011, down from 9,233 units shipped in September 2010.



### Residential Storage Water Heaters

U.S. shipments of residential gas storage water heaters for September 2011 increased 28 percent, to 356,694 units, up from 278,165 units shipped in September 2010. Residential electric storage water heater shipments increased 17 percent in September 2011, to 325,169 units, up from 276,952 units shipped in September 2010.



### Commercial Storage Water Heaters

Commercial gas storage water heater shipments increased 11 percent in September 2011, to 6,268 units, up from 5,658 units shipped in September 2010. Commercial electric storage water heater shipments increased 2 percent in September 2011, to 5,102 units, up from 5,021 units shipped in September 2010.