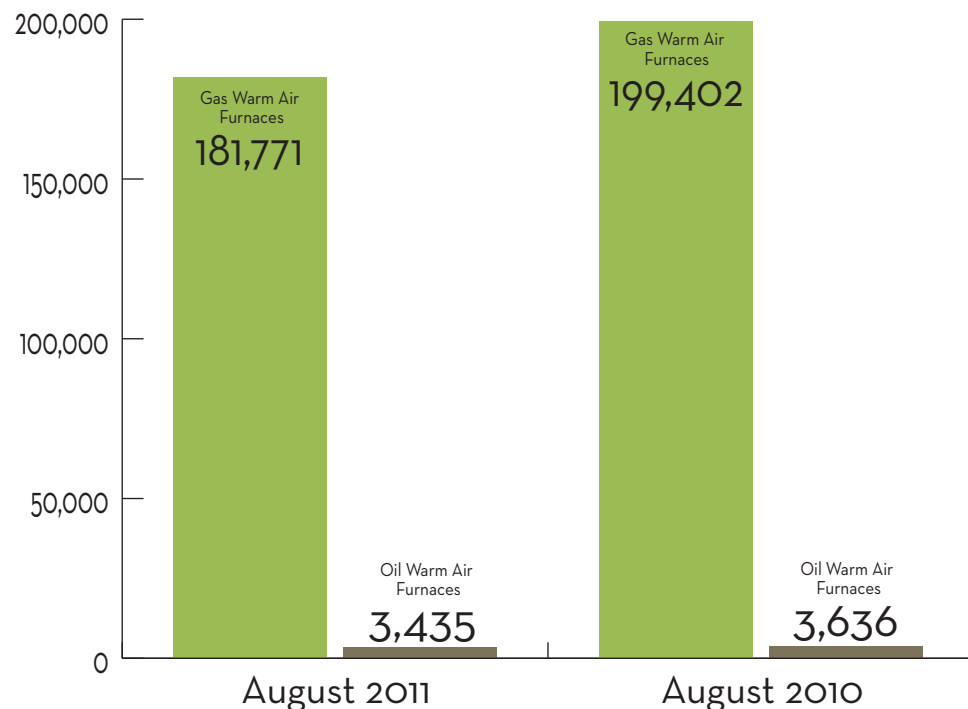
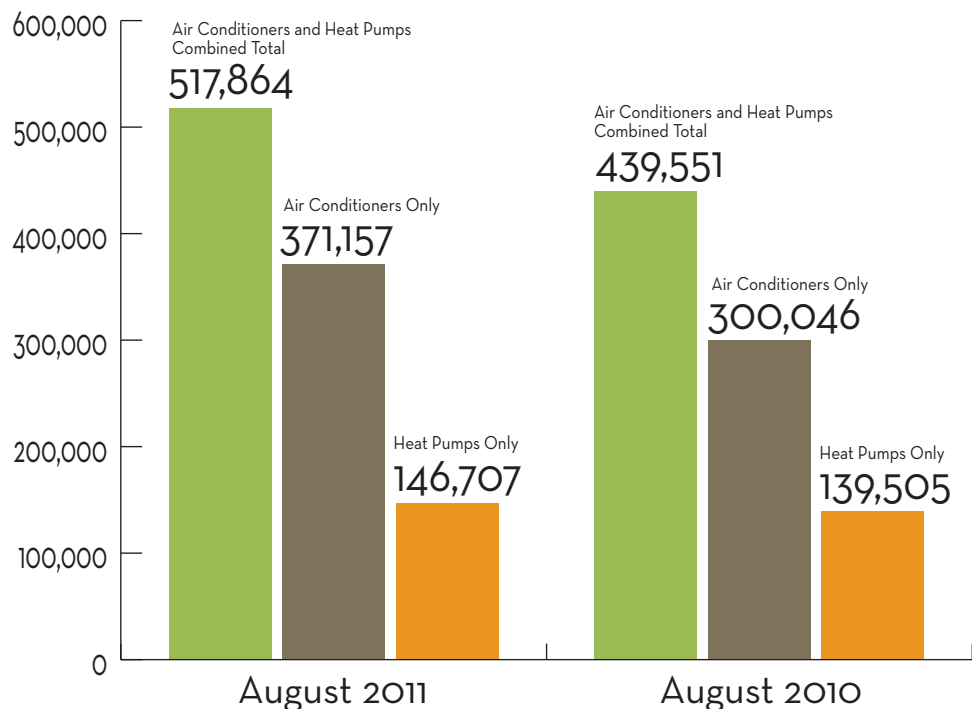


Facts + Figures

Source: The Air-Conditioning, Heating, and Refrigeration Institute (AHRI). Industry figures are estimates that are derived from the best available figures supplied by a sample of AHRI member companies.

August A/C and Heat Pump Shipments Up

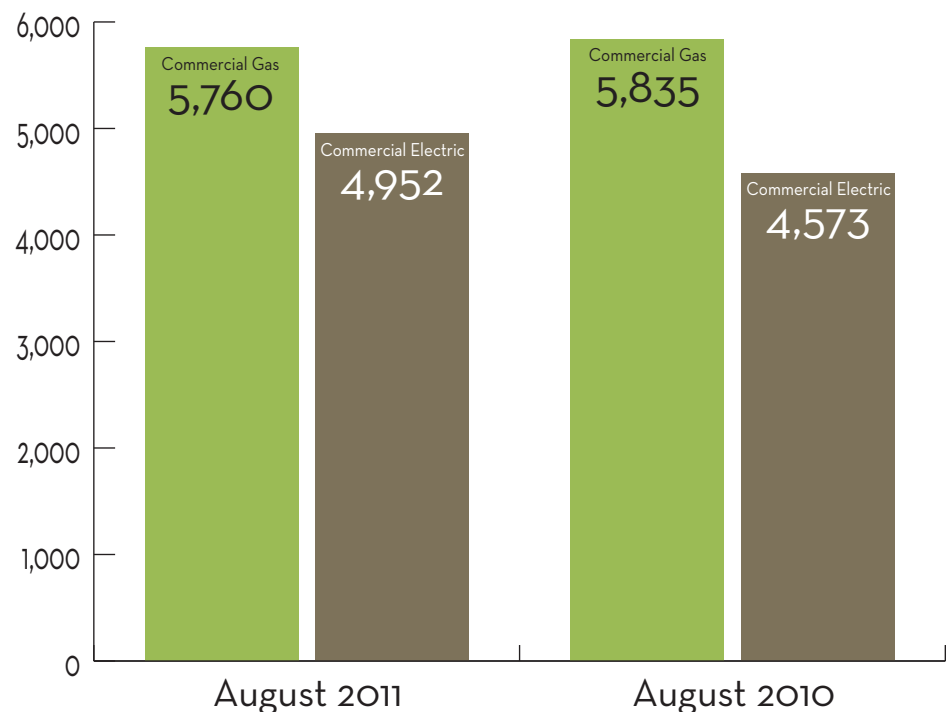
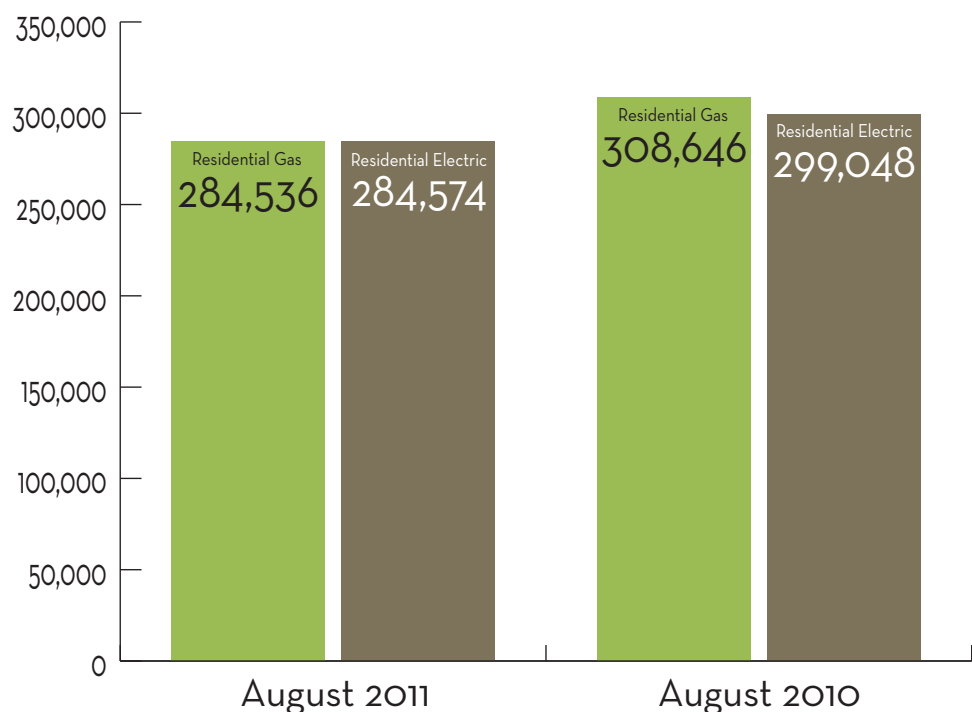


Central A/C and Air-Source Heat Pumps

U.S. shipments of central air conditioners and air-source heat pumps totaled 517,864 units in August 2011, up 18 percent from 439,551 units shipped in August 2010. U.S. shipments of air conditioners increased 24 percent, to 371,157 units, up from 300,046 units shipped in August 2010. U.S. shipments of air-source heat pumps increased 5 percent, to 146,707 units, up from 139,505 units shipped in August 2010.

Warm Air Furnaces

U.S. shipments of gas warm air furnaces for August 2011 decreased 9 percent, to 181,771 units, down from 199,402 units shipped in August 2010. Oil warm air furnace shipments decreased 6 percent, to 3,435 units in August 2011, down from 3,636 units shipped in August 2010.



Residential Storage Water Heaters

U.S. shipments of residential gas storage water heaters for August 2011 decreased 8 percent, to 284,536 units, down from 308,646 units shipped in August 2010. Residential electric storage water heater shipments decreased 5 percent in August 2011, to 284,574 units, down from 299,048 units shipped in August 2010.

Commercial Storage Water Heaters

Commercial gas storage water heater shipments decreased 1 percent in August 2011, to 5,760 units, down from 5,835 units shipped in August 2010. Commercial electric storage water heater shipments increased 8 percent in August 2011, to 4,952 units, up from 4,573 units shipped in August 2010.