

HEATING, VENTILATION, AND AIR CONDITIONING Products Catalog



*Indoor Comfort Products Brought to You
by the Manufactured Home Experts!*





COMMITTED TO YOUR SUCCESS

Our Story

For over 50 years, Style Crest has been committed to the growth and advancement of the manufactured housing industry. We pride ourselves on being the industry's national supplier, delivering an extensive product offering and a dedicated service platform that our customers count on to support the success of their businesses.

Partner Relationships

We value and understand the importance of solid customer relationships, recognizing our customers as true business partners. By listening to the needs of our customers, we can offer creative solutions for their business challenges.

Delivery

Our nationwide distribution network ensures our customers have access to the products they need to grow their businesses. Our service platform provides weekly deliveries eliminating the need for our customers to stock large inventories.

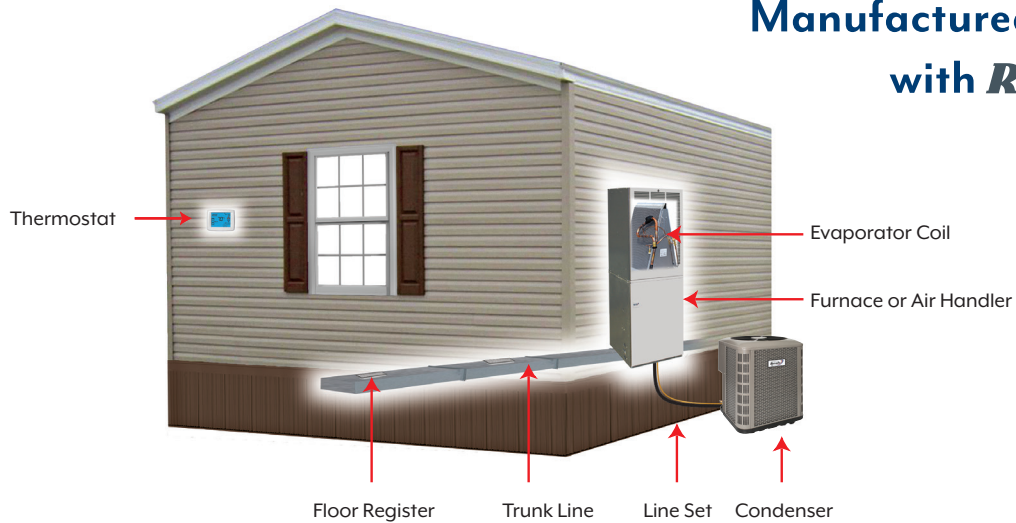
Manufacturing Expertise

We are different than other suppliers because many of our products are designed, engineered and produced in our own manufacturing facility. These products range from foundation covers and entrance systems to traditional vinyl skirting, siding and soffit. Our innovative foundation covers and siding & soffit products bring a more traditional appearance to the manufactured housing industry.

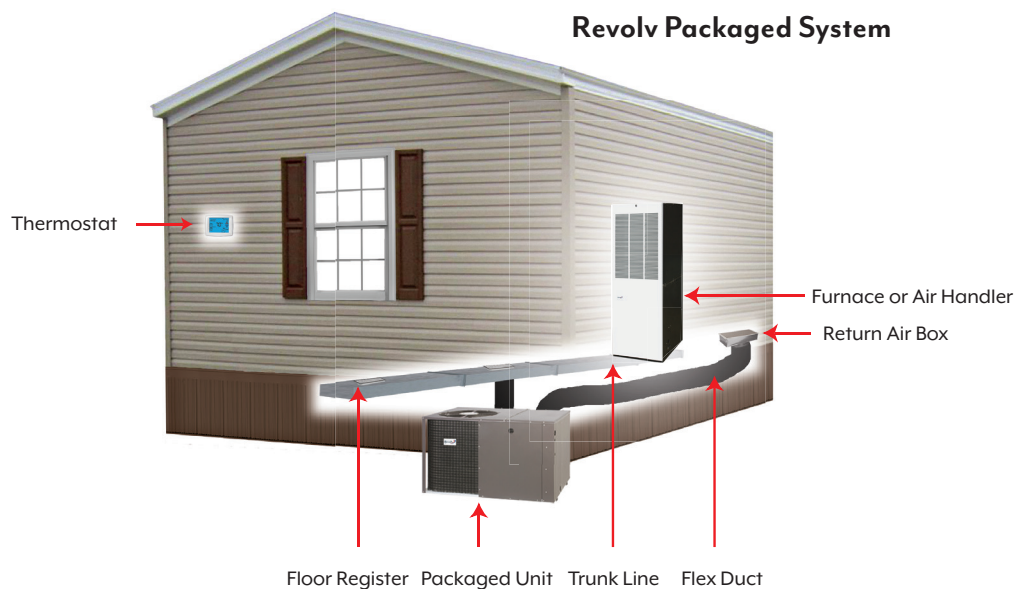
Performance

Our HVAC Products provide performance that you would expect in any home. These products truly help you and your customers complete their manufactured homes, contributing to comfortable home environments.

Heating and Cooling Manufactured Homes with *Revolv*



A **Revolv Split System** can provide both heating and/or cooling, that is split into two primary sections—outdoor and indoor. A complete HVAC system would consist of an indoor coil attached (installed in a pressurized compartment) to a Furnace/Air Handler installed in the home, and is connected to the outdoor condenser by a refrigerant line set.



A **Revolv Packaged System** can provide both heating and cooling from one self-contained unit, placed outside of the home. Only air and electric connections must be made to connect the system to the home's prefabricated duct work. NOTE: HUD compliance requires a furnace be installed in a manufactured home, unless there is a written exemption for the home.

North-AC Sweat Fit Split Systems (SEER2)

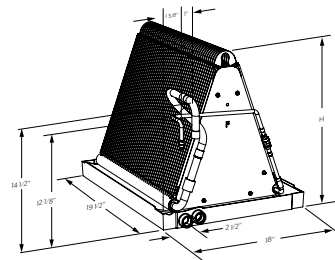
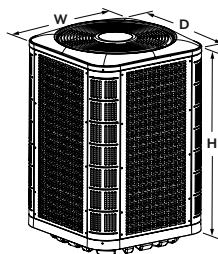


- **Robust Post and Jacket Design** has independent louvered panels that are easily removed for service and maintenance, while protecting the coil from yard debris and extreme weather.
- **Corner-Post Packaging** creates a gap around the entire unit, distributes the load evenly, and minimizes contact with the carton; so the unit arrives safely to your customer.
- **Micro-Channel Coils** minimize refrigerant charge and cost; while mounted on a rugged, composite drain pan with damage-preventing molded steps and drainage holes, in two competitive footprints.
- **2023-MI DOE Compliance** for new performance minimums and unique MH testing standards, exclusively designed and labelled for use in manufactured home applications.
- **Dependable Warranty** handled directly by Style Crest's dedicated HVAC Team, offering the most competitive warranty coverage and service in the Manufactured Housing Industry.



Part No.	Model No.	Nominal Tons ¹	D x W x H		Min. Pad Size	Suction Line Connection	Liquid Line Connection	SEER2	EER2	Coil Part No.	AHRI Cert. No.	Coil Height	Min. Coil Box Height	R-410A Charge	Rated Cooling Output	MOP	MCA	Sound
			PACKAGE; D x W x H															
RSA3MD4MIRN24	RSA3MD4MIRN24K	2	23-3/4" x 23-3/4" x 28-1/2"		24" x 24"	3/4"	3/8"	13.4	11	C84DAMX24U-B	209439705	18"	20"	67 Oz	23 MBH	20 A	12.2	74 dB
			27-1/2" x 27-1/2" x 30-3/4"															
RSA3MD4MIRN30	RSA3MD4MIRN30K	2.5	23-3/4" x 23-3/4" x 36-1/2"		24" x 24"	3/4"	3/8"	13.4	11	C84DAMX30U-B	209439706	18"	20"	72 Oz	29 MBH	25 A	14.7	75 dB
			27-1/2" x 27-1/2" x 38-3/4"															
RSA3MD4MISN36	RSA3MD4MISN36K	3	23-3/4" x 23-3/4" x 36-1/2"		24" x 24"	3/4" ²	3/8"	13.4	11	C84DAMX36U-B	209439707	18"	20"	65 Oz	34.8 MBH	30 A	17.7	74 dB
			27-1/2" x 27-1/2" x 38-3/4"															
RSA3MD4MISN42	RSA3MD4MISN42K	3.5	31-3/4" x 31-3/4" x 29-1/4"		32" x 32"	7/8"	3/8"	13.4	11	C84DAMX42U-B	209439708	18"	20"	71 Oz	40 MBH	40 A	24.7	79 dB
			35-1/2" x 35-1/2" x 30-3/4"															
RSA3MD4MISN48	RSA3MD4MISN48K	4	31-3/4" x 31-3/4" x 33-1/4"		32" x 32"	7/8"	3/8"	13.4	11	C84DAMX48U-B	209439709	25"	26"	74 Oz	45.5 MBH	40 A	32.7	79 dB
			35-1/2" x 35-1/2" x 34-3/4"															


1) Refer to AHRI listings for actual capacities and performance data.
2) Line set vapor line increases to 7/8" over 24 ft equivalent length.



South-AC Sweat Fit Split Systems (SEER2)

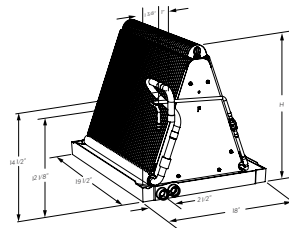
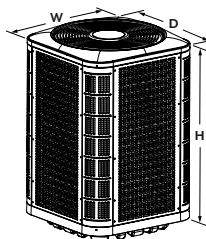


- **Robust Post and Jacket Design** has independent louvered panels that are easily removed for service and maintenance, while protecting the coil from yard debris and extreme weather.
- **Corner-Post Packaging** creates a gap around the entire unit, distributes the load evenly, and minimizes contact with the carton; so the unit arrives safely to your customer.
- **Micro-Channel Coils** minimize refrigerant charge and cost; while mounted on a rugged, composite drain pan with damage-preventing molded steps and drainage holes, in a single competitive footprint.
- **All DOE Regions** can use these same condensers for simplified stocking approach throughout your entire distribution and installation networks.
- **Dependable Warranty** handled directly by Style Crest's dedicated HVAC Team, offering the most competitive warranty coverage and service in the Manufactured Housing Industry.



Part No.	Model No.	Nominal Tons ¹	D x W x H		Min. Pad Size	Suction Line Connection	Liquid Line Connection	SEER2	EER2	Coil Part No.	AHRI Cert. No.	Coil Height	Coil Box Height	R-410A Charge	Rated Cooling Output	MOP	MCA	Sound
			PACKAGE; D x W x H															
RSA3ME4MIRN24	RSA3ME4MIRN24K	2	31-3/4" x 31-3/4" x 29-1/4" 35-1/2" x 35-1/2" x 30-3/4"		32" x 32"	3/4"	3/8"	14.3	11.7	C84DAMX24U-B	208404143	18"	20"	68 Oz	23.4 MBH	20 A	12.4	75 dB
RSA3ME4MIRN30	RSA3ME4MIRN30K	2.5	31-3/4" x 31-3/4" x 33-1/4" 35-1/2" x 35-1/2" x 34-3/4"		32" x 32"	3/4"	3/8"	14.3	11.7	C84DAMX30U-B	208404144	18"	20"	74 Oz	28.4 MBH	25 A	15.7	75 dB
RSA3ME4MISN36	RSA3ME4MISN36K	3	31-3/4" x 31-3/4" x 33-1/4" 35-1/2" x 35-1/2" x 34-3/4"		32" x 32"	3/4" ²	3/8"	14.3	11.7	C84DAMX36U-B	208404147	18"	20"	69 Oz	35 MBH	30 A	17.2	75 dB
RSA3ME4MISN42	RSA3ME4MISN42K	3.5	31-3/4" x 31-3/4" x 41-1/4" 35-1/2" x 35-1/2" x 42-3/4"		32" x 32"	7/8"	3/8"	14.3	11.7	C84DAMX42U-B	208404145	18"	20"	84 Oz	39.5 MBH	40 A	23.5	79 dB
RSA3ME4MISN48	RSA3ME4MISN48K	4	31-3/4" x 31-3/4" x 41-1/4" 35-1/2" x 35-1/2" x 42-3/4"		32" x 32"	7/8"	3/8"	13.8	11.2	C84DAMX48U-B	208404146	25"	26"	83 Oz	45 MBH	45 A	26.2	79 dB
RSA3ME4MISN60	RSA3ME4MISN60K	5	31-3/4" x 31-3/4" x 45-1/4" 35-1/2" x 35-1/2" x 46-3/4"		32" x 32"	7/8"	3/8"	13.8	11.2	C84DAMX60U-B	210594723	29"	31"	95 Oz	55.5 MBH	60 A	34.5	75 dB

1) Refer to AHRI listings for actual capacities and performance data.
2) Line set vapor line increases to 7/8" over 24 ft equivalent length.



800.945.4440

Heat Pump Sweat Fit Split Systems (SEER2)



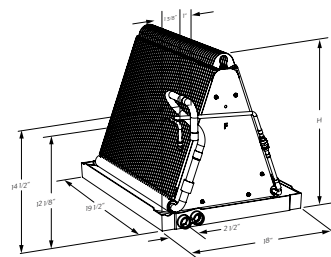
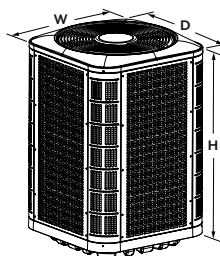
- **Robust Post and Jacket Design** has independent louvered panels that are easily removed for service and maintenance, while protecting the coil from yard debris and extreme weather.
- **Corner-Post Packaging** creates a gap around the entire unit, distributes the load evenly, and minimizes contact with the carton; so the unit arrives safely to your customer.
- **Micro-Channel Coils** minimize refrigerant charge and cost; while mounted on a rugged, composite drain pan with damage-preventing molded steps and drainage holes, in a single competitive footprint.
- **2023-MI DOE Compliance** for new performance minimums and unique MH testing standards, exclusively designed and labelled for use in manufactured homes.
- **Dependable Warranty** handled directly by Style Crest's dedicated HVAC Team, offering the most competitive warranty coverage and service in the Manufactured Housing Industry.



Heat Pump Sweat Fit Split Systems

Part No.	Model No.	Nominal Tons ¹	D x W x H PACKAGE; D x W x H	Min. Pad Size	Suction Line Connection	Liquid Line Connection	SEER2	EER2	Coil Part No.	AHRI Cert. No.	Coil Height	Min. Coil Box Height	HSPF2	R-410A Charge	Rated Heating Output	Rated Cooling Output	MOP	MCA	Sound
RSH3ME4MIRP24	RSH3ME4MIRP24K	2	31-3/4" x 31-3/4" x 37-1/4" 35-1/2" x 35-1/2" x 38-3/4"	32" x 32"	3/4"	3/8"	14.3	11.8	C84DAMX24U-B	209851996	18"	20"	7.5	103 Oz	23.4 MBH	23.4 MBH	20 A	12.4	75 dB
RSH3ME4MIRP30	RSH3ME4MIRP30K	2.5	31-3/4" x 31-3/4" x 45-1/4" 35-1/2" x 35-1/2" x 46-3/4"	32" x 32"	3/4"	3/8"	14.3	11.8	C84DAMX30U-B	209851997	18"	20"	7.5	106 Oz	30 MBH	30 MBH	25 A	15	75 dB
RSH3ME4MISP36	RSH3ME4MISP36K	3	31-3/4" x 31-3/4" x 45-1/4" 35-1/2" x 35-1/2" x 46-3/4"	32" x 32"	3/4" ²	3/8"	14.3	11.8	C84DAMX36U-B	209851998	18"	20"	7.5	108 Oz	35.4 MBH	34 MBH	30 A	18.7	75 dB
RSH3ME4MISP42	RSH3ME4MISP42K	3.5	31-3/4" x 31-3/4" x 45-1/4" 35-1/2" x 35-1/2" x 46-3/4"	32" x 32"	3/4"	3/8"	14.3	11.8	C84DAMX43U-B	209851999	25"	26"	7.5	119 Oz	41 MBH	39 MBH	40 A	23.6	79 dB
RSH3ME4MISP48	RSH3ME4MISP48K	4	31-3/4" x 31-3/4" x 45-1/4" 35-1/2" x 35-1/2" x 46-3/4"	32" x 32"	7/8"	3/8"	14.3	11.8	C84DAMX49U-B	210589004 ³	29"	31"	7.5	130 Oz	46.5 MBH	44.5 MBH	40 A	26.3	79 dB

1) Refer to AHRI listings for actual capacities and performance data.
 2) Line set vapor line increases to 7/8" over 39 ft equivalent length.
 3) REQUIRES an E7* furnace model with high-static blower #1044062.



Sweat Fit Line Sets




Part No.	Used With	Length	Suction Line Ø	Liquid Line Ø	Suction Line Insulation Thickness
13S7525	RSA3M, RSH3M	25 ft	3/4"	3/8"	1/2"
13S7530	RSA3M, RSH3M	30 ft	3/4"	3/8"	1/2"
13S7550	RSA3M, RSH3M	50 ft	3/4"	3/8"	1/2"
13S7825	RSA3M, RSH3M	25 ft	7/8"	3/8"	1/2"
13S7830	RSA3M, RSH3M	30 ft	7/8"	3/8"	1/2"
13S7850	RSA3M, RSH3M	50 ft	7/8"	3/8"	1/2"
6463S254I	RSA3M, RSH3M	25 ft	3/4"	3/8"	1/2"
6463S304I	RSA3M, RSH3M	30 ft	3/4"	3/8"	1/2"
6463S504I	RSA3M, RSH3M	50 ft	3/4"	3/8"	1/2"
6473S254I	RSA3M, RSH3M	25 ft	7/8"	3/8"	1/2"
6473S304I	RSA3M, RSH3M	30 ft	7/8"	3/8"	1/2"
6473S504I	RSA3M, RSH3M	50 ft	7/8"	3/8"	1/2"

FitRight[®] to Sweat Fit Stub Kits



Part No.	Description
4563Q110I	Indoor Stub Kit 3/8" x 3/4"
4573Q110I	Indoor Stub Kit 3/8" x 7/8"
4563Q120I	Combo Stub Kit 3/8" x 3/4"
4573Q120I	Combo Stub Kit 3/8" x 7/8"
4563Q220I	Outdoor Stub Kit 3/8" x 3/4"
4573Q220I	Outdoor Stub Kit 3/8" x 7/8"

Tube-in-Fin R-410A Indoor A-Coils



- **Designed Exclusively for Manufactured Housing** for optimized airflow and compatibility with most new and existing MH furnaces, which makes these the perfect choice to complete a home-comfort system.
- **Most Compatible Line** of indoor evaporator coils in the industry; already AHRI-matched with many popular condenser brands and models, including heat pumps. Check out our website, www.stylecrestinc.com/ahri-match.
- **Pre-installed TXV and Sensing Bulb** for quicker installations, suitable for air conditioners and heat pumps, with a built-in strainer for longer service life.
- **Code-Compliant Drain Pan** with a 2-opening design to prevent standing water that can adversely affect air quality and health. A metal drain pan is available to special order, recommended for oil furnace applications.
- **UL-Listed and Leak Tested** to 500psig for construction-safety and quality, giving the homeowner peace of mind.
- **Coil Accessory Kit Included** to avoid nuisance return trips to the service truck or supply house for parts that are commonly field-supplied.
- **Dependable Warranty** handled directly by Style Crest's dedicated HVAC Team, offering the most competitive warranty coverage and service in the Manufactured Housing Industry.

A coil is only a component of an AHRI rated split system. A rated split system always requires a unique coil AND unique condenser (Model and Brand), which may further require a unique furnace model, for the rating to be valid.

Part No.	Model No.	D x W x H	Package Weight	Replacement TXV Part No.	Coil Rows	Suction Line Connection	Liquid Line Connection	Coil Height	Min. Coil Box Height
		PACKAGE: D x W x H							
1830S4A	1830*4A	19-5/8" x 18" x 14"	30 lbs	18R72DB0003	3	3/4"	3/8"	14"	20"
		25-3/4" x 19-3/4" x 15-3/4"							
1836S4A	1836*4A	19-5/8" x 18" x 18"	33 lbs	18R72DB0003	3	7/8"	3/8"	18"	20"
		25-3/4" x 19-1/2" x 19-3/4"							
1829S4A	1829*4A	19-5/8" x 18" x 18-1/2"	38 lbs	18R72DB0003	4	7/8"	3/8"	18-1/2"	20"
		25-3/4" x 19-1/2" x 19-3/4"							
1844S4A	1844*4A	19-5/8" x 18" x 18-1/2"	38 lbs	18R72DB0004	4	7/8"	3/8"	18-1/2"	20"
		25-3/4" x 19-1/2" x 19-3/4"							
1851S4A	1851*4A	20-1/2" x 18" x 18-1/2"	38 lbs	18R72DB0004	4	7/8"	3/8"	18-1/2"	20"
		25-3/4" x 19-1/2" x 19-3/4"							
1854S4A	1854*4A	19-5/8" x 18" x 18-1/2"	38 lbs	18R72DB0004	4	7/8"	3/8"	18-1/2"	20"
		25-3/4" x 19-1/2" x 19-3/4"							
187848S4A	187848*4A	19-5/8" x 18" x 19-1/2"	36 lbs	18R72DB0004	4	7/8"	3/8"	19-1/2"	20"
		25-1/2" x 19-3/4" x 22-1/4"							
1831S4A	1831*4A	20-1/2" x 18" x 20-1/2"	46 lbs	18R72DB0004	4	7/8"	3/8"	20-1/2"	26"
		25-3/4" x 19-1/2" x 20-3/4"							
1837S4A	1837*4A	20-1/2" x 18" x 20-1/2"	46 lbs	18R72DB0004	4	7/8"	3/8"	20-1/2"	26"
		25-1/2" x 19-3/4" x 22-1/4"							
1855S4A	1855*4A	19-5/8" x 18" x 20-1/2"	45 lbs	18R72DB0004	4	7/8"	3/8"	20-1/2"	26"
		25-1/2" x 19-3/4" x 22-1/4"							
1847S4A	1847*4A	19-5/8" x 18" x 22-1/2"	47 lbs	18R72DB0004	4	7/8"	3/8"	22-1/2"	26"
		26-1/4" x 19-1/4" x 25-3/4"							
1845S4A	1845*4A	19-5/8" x 18" x 24"	37 lbs	18R72DB0004	3	7/8"	3/8"	24"	26"
		26-1/4" x 19-1/4" x 25-3/4"							
1841S4A	1841*4A	19-5/8" x 18" x 24-1/2"	48 lbs	18R72DB0044	4	7/8"	3/8"	24-1/2"	26"
		26-1/4" x 19-1/4" x 25-3/4"							
1856S4A	1856*4A	19-5/8" x 18" x 24-1/2"	49 lbs	18R72DB0044	4	7/8"	3/8"	24-1/2"	26"
		26-1/4" x 19-1/4" x 25-3/4"							

1) Consider existing coil box cavity depth, width, height, and nominal opening for proper fit-up, particularly with competitive furnaces and coil boxes.

North-AC AccuCharge® Split Systems (SEER2)

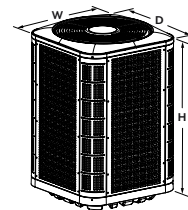
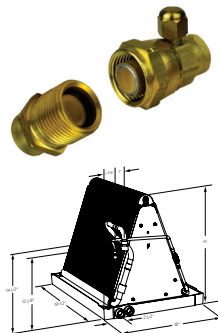



- **Robust Post and Jacket Design** has independent louvered panels that are easily removed for service and maintenance, while protecting the coil from yard debris and extreme weather.
- **Micro-Channel Coils** minimize refrigerant charge and cost; while mounted on a rugged, composite drain pan with damage-preventing molded steps and drainage holes, in two competitive footprints.
- **AccuCharge Systems** consist of pre-charged equipment and line sets with unique, quick-connect fittings; to significantly reduce the time, personnel, and skill-set needed to install.
- **2023-MI DOE Compliance** for new performance minimums and unique MH testing standards, exclusively designed and labelled for use in manufactured home applications.
- **Dependable Warranty** handled directly by Style Crest's dedicated HVAC Team, offering the most competitive warranty coverage and service in the Manufactured Housing Industry.

Part No.	Model No.	Nominal Tons ¹	L x W x H		Min. Pad Size	Suction Line Connection	Liquid Line Connection	SEER2	EER2	Coil Part No.	AHRI Cert. No.	Coil Height	Min. Coil Box Height	R-410A Charge	Rated Cooling Output	MOP	MCA	Sound
			PACKAGE, L x W x H															
RSA3QD4MIRN24	RSA3QD4MIRN24K	2	23-3/4" x 23-3/4" x 28-1/2"		24" x 24"	3/4"	3/8"	13.4	11	C84QAMX24U-B	209439710	18"	20"	67 Oz	23 MBH	20 A	12.2	74 dB
			27-1/2" x 27-1/2" x 30-3/4"															
RSA3QD4MIRN30	RSA3QD4MIRN30K	2.5	23-3/4" x 23-3/4" x 36-1/2"		24" x 24"	3/4"	3/8"	13.4	11	C84QAMX30U-B	209439711	18"	20"	72 Oz	29 MBH	25 A	14.7	75 dB
			27-1/2" x 27-1/2" x 38-3/4"															
RSA3QD4MISN36	RSA3QD4MISN36K	3	23-3/4" x 23-3/4" x 36-1/2"		24" x 24"	3/4" ²	3/8"	13.4	11	C84QAMX36U-B	209439712	18"	20"	65 Oz	34.8 MBH	30 A	17.7	74 dB
			27-1/2" x 27-1/2" x 38-3/4"															
RSA3QD4MISN42	RSA3QD4MISN42K	3.5	31-3/4" x 31-3/4" x 29-1/4"		32" x 32"	7/8"	3/8"	13.4	11	C84QAMX42U-B	209439713	18"	20"	71 Oz	40 MBH	40 A	24.7	79 dB
			35-1/2" x 35-1/2" x 30-3/4"															
RSA3QD4MISN48	RSA3QD4MISN48K	4	31-3/4" x 31-3/4" x 33-1/4"		32" x 32"	7/8"	3/8"	13.4	11	C84QAMX48U-B	209439714	25"	26"	74 Oz	45.5 MBH	40 A	32.7	79 dB
			35-1/2" x 35-1/2" x 34-3/4"															

1) Refer to AHRI listings for actual capacities and performance data.

2) Line set vapor line increases to 7/8" over 24 ft equivalent length.



800.945.4440

South-AC AccuCharge® Split Systems (SEER2)

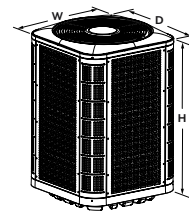
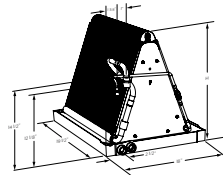



- **Robust Post and Jacket Design** has independent louvered panels that are easily removed for service and maintenance, while protecting the coil from yard debris and extreme weather.
- **Micro-Channel Coils** minimize refrigerant charge and cost; while mounted on a rugged, composite drain pan with damage-preventing molded steps and drainage holes, in a single competitive footprint.
- **AccuCharge Systems** consist of pre-charged equipment and line sets with unique, quick-connect fittings; to significantly reduce the time, personnel, and skill-set needed to install.
- **All DOE Regions** can use these same condensers for simplified stocking approach throughout your entire distribution and installation networks.
- **Dependable Warranty** handled directly by Style Crest's dedicated HVAC Team, offering the most competitive warranty coverage and service in the Manufactured Housing Industry.

Part No.	Model No.	Nominal Tons ¹	D x W x H		Min. Pad Size	Suction Line Connection	Liquid Line Connection	SEER2	EER2	Coil Part No.	AHRI Cert. No.	Coil Height	Min. Coil Box Height	R-410A Charge	Rated Cooling Output	MOP	MCA	Sound
			PACKAGE	D x W x H														
RSA3QE4MIRN24	RSA3QE4MIRN24K	2	31-3/4" x 31-3/4" x 29-1/4"	32" x 32"	3/4"	3/8"	14.3	11.7	C84QAMX24U-B	208404148	18"	20"	65 Oz	23.4 MBH	20 A	12.4	75 dB	
			35-1/2" x 35-1/2" x 30-3/4"															
RSA3QE4MIRN30	RSA3QE4MIRN30K	2.5	31-3/4" x 31-3/4" x 33-1/4"	32" x 32"	3/4"	3/8"	14.3	11.7	C84QAMX30U-B	208404149	18"	20"	71 Oz	28.4 MBH	25 A	15.7	75 dB	
			35-1/2" x 35-1/2" x 34-3/4"															
RSA3QE4MISN36	RSA3QE4MISN36K	3	31-3/4" x 31-3/4" x 33-1/4"	32" x 32"	3/4" ²	3/8"	14.3	11.7	C84QAMX36U-B	208404152	18"	20"	66 Oz	35 MBH	30 A	17.2	75 dB	
			35-1/2" x 35-1/2" x 34-3/4"															
RSA3QE4MISN42	RSA3QE4MISN42K	3.5	31-3/4" x 31-3/4" x 41-1/4"	32" x 32"	7/8"	3/8"	14.3	11.7	C84QAMX42U-B	208404150	18"	20"	81 Oz	39.5 MBH	40 A	23.5	79 dB	
			35-1/2" x 35-1/2" x 42-3/4"															
RSA3QE4MISN48	RSA3QE4MISN48K	4	31-3/4" x 31-3/4" x 41-1/4"	32" x 32"	7/8"	3/8"	13.8	11.2	C84QAMX48U-B	208404151	25"	26"	80 Oz	45 MBH	45 A	26.2	79 dB	
			35-1/2" x 35-1/2" x 42-3/4"															

1) Refer to AHRI listings for actual capacities and performance data.

2) Line set vapor line increases to 7/8" over 24 ft equivalent length.



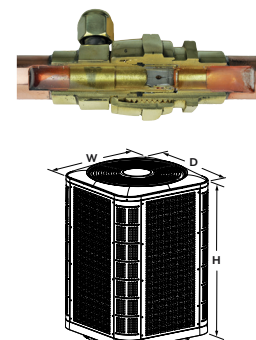
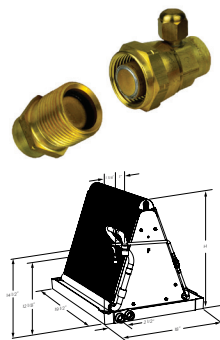

Heat Pump AccuCharge® Split Systems (SEER2)



- **Robust Post and Jacket Design** has independent louvered panels that are easily removed for service and maintenance, while protecting the coil from yard debris and extreme weather.
- **Corner-Post Packaging** creates a gap around the entire unit, distributes the load evenly, and minimizes contact with the carton; so the unit arrives safely to your customer.
- **Micro-Channel Coils** minimize refrigerant charge and cost; while mounted on a rugged, composite drain pan with damage-preventing molded steps and drainage holes, in a single competitive footprint.
- **AccuCharge Systems** consist of pre-charged equipment and line sets with unique, quick-connect fittings; to significantly reduce the time, personnel, and skill-set needed to install.
- **Dependable Warranty** handled directly by Style Crest's dedicated HVAC Team, offering the most competitive warranty coverage and service in the Manufactured Housing Industry.

Part No.	Model No.	Nominal Tons ¹	D x W x H		Min. Pad Size	Suction Line Connection	Liquid Line Connection	SEER2	EER2	Coil Part No.	AHRI Cert. No.	Coil Height	Min. Coil Box Height	HSPF2	Rated Cooling Output	Rated Heating Output	MOP	MCA	Sound
			PACKAGE	D x W x H															
RSH3QE4MIRP24	RSH3QE4MIRP24K	2	31-3/4" x 31-3/4" x 37-1/4"	35-1/2" x 35-1/2" x 38-3/4"	32" x 32"	3/4"	3/8"	14.3	11.8	C84QAMX24U-B	209852000	18"	20"	7.5	23.4 MBH	23.4 MBH	20 A	12.4	75 dB
RSH3QE4MIRP30	RSH3QE4MIRP30K	2.5	31-3/4" x 31-3/4" x 45-1/4"	35-1/2" x 35-1/2" x 46-3/4"	32" x 32"	3/4"	3/8"	14.3	11.8	C84QAMX30U-B	209852001	18"	20"	7.5	30 MBH	30 MBH	25 A	15	75 dB
RSH3QE4MISP36	RSH3QE4MISP36K	3	31-3/4" x 31-3/4" x 45-1/4"	35-1/2" x 35-1/2" x 46-3/4"	32" x 32"	3/4" ²	3/8"	14.3	11.8	C84QAMX36U-B	209852002	18"	20"	7.5	34 MBH	35.4 MBH	30 A	18.7	75 dB
RSH3QE4MISP42	RSH3QE4MISP42K	3.5	31-3/4" x 31-3/4" x 45-1/4"	35-1/2" x 35-1/2" x 46-3/4"	32" x 32"	7/8"	3/8"	14.3	11.8	C84QAMX43U-B	209852003	25"	26"	7.5	39 MBH	41 MBH	40 A	23.6	79 dB
RSH3QE4MISP48	RSH3QE4MISP48K	4	31-3/4" x 31-3/4" x 45-1/4"	35-1/2" x 35-1/2" x 46-3/4"	32" x 32"	7/8"	3/8"	14.3	11.8	C84QAMX49U-B ³	210589005 ³	29"	31"	7.5	44.5 MBH	46.5 MBH	40 A	26.3	79 dB

1) Refer to AHRI listings for actual capacities and performance data.
 2) Line set vapor line increases to 7/8" over 39 ft equivalent length.
 3) REQUIRES an E7* furnace model with high-static blower #1044062.



AccuCharge® R-410A Line Sets



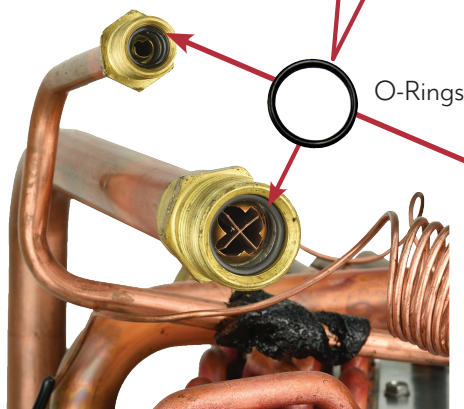
Part No.	Used With	Length	Suction Line Ø	Liquid Line Ø	Suction Line Insulation Thickness
4463Q2531	RSA3Q, RSH3Q	25 ft	3/4"	3/8"	3/8"
4463Q3031	RSA3Q, RSH3Q	30 ft	3/4"	3/8"	3/8"
4463Q5031	RSA3Q, RSH3Q	50 ft	3/4"	3/8"	3/8"
4473Q2531	RSA3Q, RSH3Q	25 ft	7/8"	3/8"	3/8"
4473Q3031	RSA3Q, RSH3Q	30 ft	7/8"	3/8"	3/8"
4473Q5031	RSA3Q, RSH3Q	50 ft	7/8"	3/8"	3/8"

Note: A furnace blower upgrade and/or time delay relay-TDR may be required to achieve the desired AHRI-rated performance.


Condenser FitRight® Fittings



POE Oil
(to lubricate fitting surfaces)



O-Rings



Connected FitRight Fittings Cutaway View

Indoor Coil FitRight Fittings

Manufactured Housing Indoor Service Coils



- **Unique MH A-coil Design** to fit the standard footprint found in most HUD homes for the last 25 years.
- **Homeowner's Peace of Mind** from quality coil construction; UL-Listed, leak tested to 500psig and shipped from the factory with a 200+ psig nitrogen charge to preserve coil integrity and prevent contamination.
- **Save Customers Money** by changing out only the leaking coil (component), rather than the entire split system (possibly the furnace), where you must bring a new system up to current DOE minimums.
- **Code-Compliant Drain Pan** with a 2-opening design to prevent standing water that can adversely affect air quality and occupant health.
- **Coil Accessory Kit** Included to avoid nuisance return trips to the service truck or supply house for parts that are commonly field-supplied.
- **Dependable Warranty** handled directly by Style Crest's dedicated HVAC Team, offering the most competitive warranty coverage and service in the Manufactured Housing Industry.

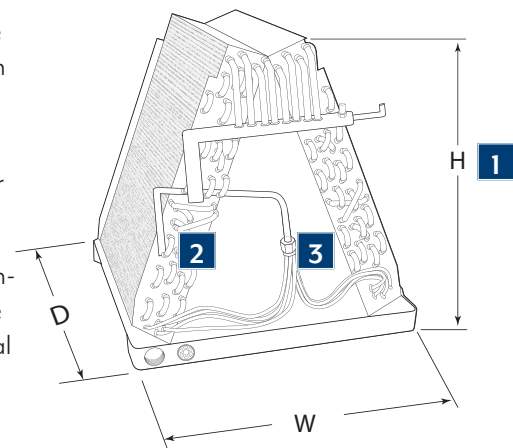
These service coils CANNOT be used for a NEW split system installation.

Part No.	D x W x H	Coil Face Area	Coil Rows	Piston Size	Coil Height
	PACKAGE: D x W x H				
MHSC200T	19-5/8" x 18" x 14"	3.11 ft ²	3	0.061	14"
	25-1/2" x 19-3/4" x 22-1/4"				
MHSC300T	19-5/8" x 18" x 18"	4.00 ft ²	3	0.066	18"
	25-3/4" x 19-1/2" x 19-3/4"				
MHSC400T	19-5/8" x 18" x 18-1/2"	4.00 ft ²	4	0.073	18-1/2"
	25-3/4" x 19-1/2" x 19-3/4"				

IMPORTANT: Carefully relieve the factory nitrogen charge in accordance with the installation instructions, prior to installation of the new service coil.

Choosing Your New Service Coil

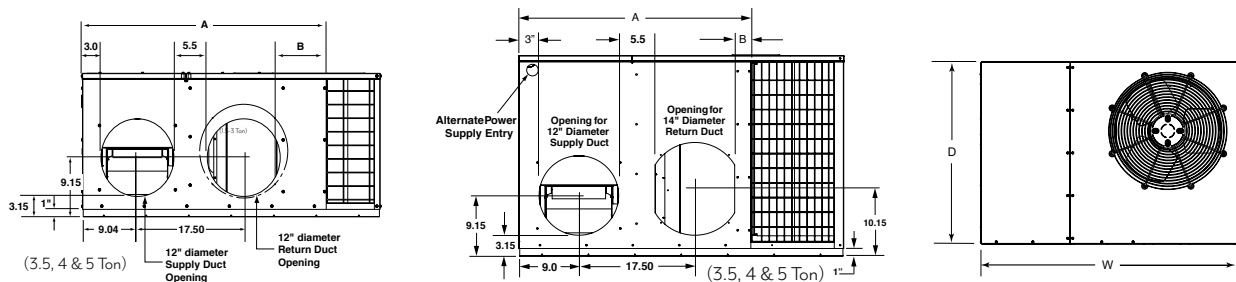

- 1 Measure the height of the coil being replaced—choose the service coil with the nearest height to the coil you are replacing. Be certain the new coil has at least the same face area as the original coil.
- 2 Count the number of rows of tubes along one side of the A-coil (normally 2-4 rows). Choose the service coil with the same number of rows as the coil being replaced.
- 3 Use the correct metering device as described in the condenser manufacturer's specifications or installation instructions. You should be able to remove and reuse the metering device used with the original A-coil and install it on the new service coil. Each service coil is shipped with a piston common for many applications.



Packaged Air Conditioners



Duct collars sold separately.



- **2023 DOE-Compliant Models** meet the 13.4 SEER2 performance minimums, and have been tested in accordance with new “MI” testing standards for all cooling equipment; where all DOE Regions can utilize these same models for a simplified stocking approach.
- **Competitive, Compact Footprints** will fit some of the most aggressive lot lines, and allow for easier transportation and installation.
- **High-Static Blower** utilizes a high-efficiency, 5-speed, fixed-torque, brushless-DC ECM.
- **Optional Electric Heater Kits** are available for field-installation in Air Conditioners or Heat Pumps, ranging from 5-15 kW output.
- **Convenient Service Access** to all control components, compressor, evaporator coil, and indoor blower; with perimeter high and low-side refrigerant ports.
- **Aluminum Micro-Channel Coils** are designed to optimize heat transfer, minimize footprint, decrease materials cost, reduce refrigerant volume, and resist formicary corrosion to promote longer service-life.
- **Dependable Warranty** handled directly by Style Crest’s dedicated HVAC Team, offering the most competitive warranty coverage and service in the Manufactured Housing Industry.

Part No.	Model No.	Nominal Tons ¹	AHRI Cert. No.	Rated Cooling Output	D x W x H		Min. Pad Size	SEER2	EER2	R-410A Charge	MOP	MCA	Sound
					PACKAGE; D x W x H								
RP94RD-018K ³	RP94RD-018K	1.5	208592739	17.8 MBH	35" x 49" x 22-13/64"	49" x 35"	13.4	10.6	56.4 Oz	20 A	15.3	72 dB	
					37-1/2" x 51" x 23"								
RP94RD-024K	RP94RD-024K	2	208592729	22.6 MBH	35" x 49" x 22-13/64"	49" x 35"	13.4	10.6	58.9 Oz	25 A	17.7	73 dB	
					37-1/2" x 51" x 23"								
RP94RD-030K	RP94RD-030K	2.5	208592731	29 MBH	35" x 49" x 22-13/64"	49" x 35"	13.4	10.6	49 Oz	25 A	20.3	77 dB	
					37-1/2" x 51" x 23"								
RP94RD-036K	RP94RD-036K	3	208592733	34.6 MBH	35" x 49" x 22-13/64"	49" x 35"	13.4	10.6	43.2 Oz	40 A	27.9	77 dB	
					37-1/2" x 51" x 23"								
RP94RD-042K	RP94RD-042K	3.5	208592735	39.5 MBH	35" x 49" x 30-13/64"	49" x 35"	13.4	10.6	57.8 Oz	45 A	32.8	76 dB	
					37-1/2" x 51" x 31"								
RP94RD-048K	RP94RD-048K	4	208592736	46 MBH	35" x 49" x 30-13/64"	49" x 35"	13.4	10.6	50.1 Oz	60 A	41.8	76 dB	
					37-1/2" x 51" x 31"								
RP94RD-060K	RP94RD-060K	5	208592736	57.5 MBH	35" x 63" x 38-13/64"	63" x 35"	13.4	10.6	80 Oz	60 A	45.1	75 dB	
					37-1/2" x 65" x 39"								

1) Refer to AHRI listings for actual capacities and performance data.


2) Electrical data for unit-only, which would not include the addition of any field-installed electric heater.

3) Drop Ship Only.

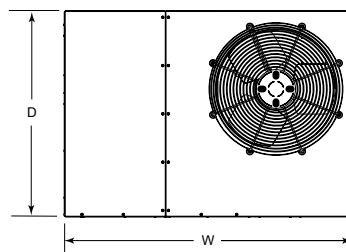
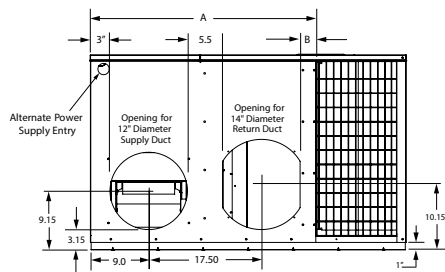
Packaged Heat Pumps



Duct collars sold separately.



- **2023 DOE-Compliant Models** meet the 13.4 SEER2 performance minimums, and have been tested in accordance with new “MI” testing standards for all cooling equipment.
- **Competitive, Compact Footprints** will fit some of the most aggressive lot lines, and allow for easier transportation and installation.
- **High-Static Blower** utilizes a high-efficiency, 5-speed, fixed-torque, brushless-DC ECM.
- **Advanced Refrigeration Technology** including a factory-installed, bi-flow, liquid line filter-drier, patented hot gas defrost, and a factory-supplied bi-metallic outdoor thermostat.
- **Optional Electric Heater Kits** are available for field-installation in Air Conditioners or Heat Pumps, ranging from 5-15 kW output.
- **Convenient Service Access** to all control components, compressor, evaporator coil, and indoor blower; with perimeter high and low-side refrigerant ports.
- **Aluminum Micro-Channel Coils** are designed to optimize heat transfer, minimize footprint, decrease materials cost, reduce refrigerant volume, and resist formicary corrosion to promote longer service-life.
- **Dependable Warranty** handled directly by Style Crest’s dedicated HVAC Team, offering the most competitive warranty coverage and service in the Manufactured Housing Industry.



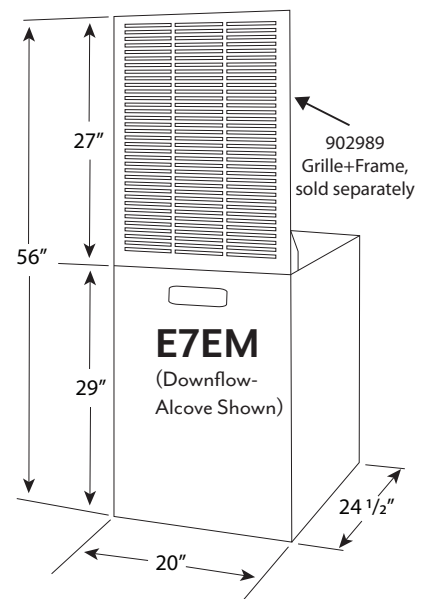
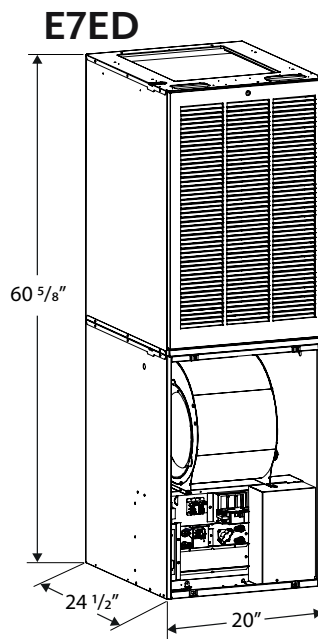
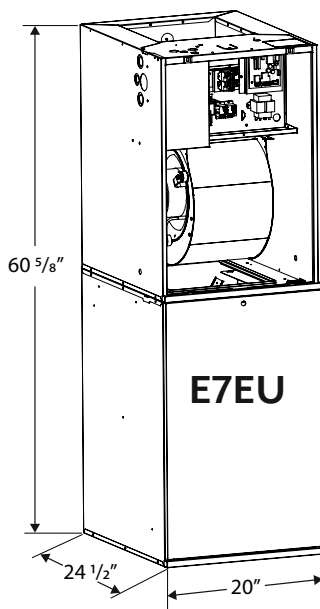
Part No.	Model No.	Nominal Tons ¹⁾	AHRI Cert. No.	Rated Cooling Output	Rated Heating Output	D x W x H	Min. Pad Size	SEER2	EER2	HSPF	R-410A Charge	MOP	MCA	Sound
						PACKAGE: D x W x H								
RQ94RD-024K	RQ94RD-024K	2	209853116	23 MBH	22.8 MBH	35" x 49" x 30-13/64"	49" x 35"	13.4	10.6	6.7	75.8 Oz	25 A	16.2	77 dB
						37-1/2" x 51" x 31"								
RQ94RD-030K	RQ94RD-030K	2.5	209853117	28.6 MBH	28.6 MBH	35" x 49" x 30-13/64"	49" x 35"	13.4	10.6	6.7	73.8 Oz	30 A	18.7	78 dB
						37-1/2" x 51" x 31"								
RQ94RD-036K	RQ94RD-036K	3	209853118	34.2 MBH	34.2 MBH	35" x 49" x 30-13/64"	49" x 35"	13.4	10.6	6.7	70.6 Oz	40 A	24.6	77 dB
						37-1/2" x 51" x 31"								
RQ94RD-042K	RQ94RD-042K	3.5	209853120	40 MBH	40 MBH	35" x 63" x 38-13/64"	63" x 35"	13.4	10.6	6.7	97.4 Oz	45 A	29.3	77 dB
						37-1/2" x 65" x 39"								
RQ94RD-048K	RQ94RD-048K	4	209853121	45.5 MBH	46 MBH	35" x 63" x 38-13/64"	63" x 35"	13.4	10.6	6.7	99.5 Oz	50 A	31.4	77 dB
						37-1/2" x 65" x 39"								
RQ94RD-060K	RQ94RD-060K	5	209853122	56 MBH	58.5 MBH	35" x 63" x 38-13/64"	63" x 35"	13.4	10.6	6.7	106.1 Oz	70 A	44.5	73 dB
						37-1/2" x 65" x 39"								

1) Refer to AHRI listings for actual capacities and performance data.
 2) Electrical data for unit-only, which would not include the addition of any field-installed electric heater.

E7 100% AFUE MH Electric Furnaces



- **Unique Manufactured Housing Design** with a robust, 20"W, fully-insulated cabinet to fit the classic MH footprint for replacement opportunities; the E7EM is our most versatile, HUD-compliant, electric furnace.
- **AC-Ready 4-Ton ECM Blower** (5-Ton upgrade available) with 16 dip-switch speed settings, and a factory or field-installed 31-1/2"H coil box to support increasing coil sizes, necessary to reach higher capacities and DOE minimum-efficiencies.
- **Modern Controls** include quiet heater relays and a printed circuit board that eliminates the need for an additional (central air) time delay relay.
- **Numerous Application Accessories** save the hassle of field-fabrication, sourcing and repeat supply-house trips; on new or replacement jobs.
- **Dependable Warranty and Support**, handled directly by Style Crest's dedicated HVAC Team, offering the most competitive warranty coverage and service in the Manufactured Housing Industry.



Part No.	Model No.	Rated Heating Output	D x W x H		Coil Box	Airflow	Supply Air	Return Air	Heater Banks	Blower Specifications	MOP ²	MCA ²
			PACKAGE; D x W x H									
E7EM-010	E7EM-010H2	10.0 kW, 35 MBH @240V	24-1/2" x 20" x 29"	26-1/2" x 21" x 30"	None ¹	Multipoise - Up/Downflow	Field-Configured	Field-Configured	2	ECM, 1/2hp, 16spd, 4T	60 A	57 A
E7EM-012	E7EM-012H2	11.6 kW, 41 MBH @240V	24-1/2" x 20" x 29"	26-1/2" x 21" x 30"	None ¹	Multipoise - Up/Downflow	Field-Configured	Field-Configured	2	ECM, 1/2hp, 16spd, 4T	70 A	65 A
E7EM-015	E7EM-015H2	15.0 kW, 53 MBH @240V	24-1/2" x 20" x 29"	26-1/2" x 21" x 30"	None ¹	Multipoise - Up/Downflow	Field-Configured	Field-Configured	3	ECM, 1/2hp, 16spd, 4T	90 A	83 A
E7EM-017	E7EM-017H2	16.2kW, 57 MBH @240V	24-1/2" x 20" x 29"	26-1/2" x 21" x 30"	None ¹	Multipoise - Up/Downflow	Field-Configured	Field-Configured	3	ECM, 1/2hp, 16spd, 4T	90 A	89 A
E7EM-020	E7EM-020H2	20.0 kW, 70 MBH @240V	24-1/2" x 20" x 29"	26-1/2" x 21" x 30"	None ¹	Multipoise - Up/Downflow	Field-Configured	Field-Configured	4	ECM, 1/2hp, 16spd, 4T	110 A	109 A
E7EM-023	E7EM-023H2	21.6 kW, 75 MBH @240V	24-1/2" x 20" x 29"	26-1/2" x 21" x 30"	None ¹	Multipoise - Up/Downflow	Field-Configured	Field-Configured	4	ECM, 1/2hp, 16spd, 4T	125 A	117 A
E7ED-010	E7ED-010H2	10.0 kW, 35 MBH @240V	24-1/2" x 20" x 60-5/8"	26-1/2" x 21" x 62"	31-1/2"H	Downflow	Bottom, Ducted	Front, Open (Top-Ducted, Optional)	2	ECM, 1/2hp, 16spd, 4T	60 A	57 A
E7ED-012	E7ED-012H2	11.6 kW, 41 MBH @240V	24-1/2" x 20" x 60-5/8"	26-1/2" x 21" x 62"	31-1/2"H	Downflow	Bottom, Ducted	Front, Open (Top-Ducted, Optional)	2	ECM, 1/2hp, 16spd, 4T	70 A	65 A
E7ED-015	E7ED-015H2	15.0 kW, 53 MBH @240V	24-1/2" x 20" x 60-5/8"	26-1/2" x 21" x 62"	31-1/2"H	Downflow	Bottom, Ducted	Front, Open (Top-Ducted, Optional)	3	ECM, 1/2hp, 16spd, 4T	90 A	83 A
E7ED-017	E7ED-017H2	16.2kW, 57 MBH @240V	24-1/2" x 20" x 60-5/8"	26-1/2" x 21" x 62"	31-1/2"H	Downflow	Bottom, Ducted	Front, Open (Top-Ducted, Optional)	3	ECM, 1/2hp, 16spd, 4T	90 A	89 A
E7ED-020	E7ED-020H2	20.0 kW, 70 MBH @240V	24-1/2" x 20" x 60-5/8"	26-1/2" x 21" x 62"	31-1/2"H	Downflow	Bottom, Ducted	Front, Open (Top-Ducted, Optional)	4	ECM, 1/2hp, 16spd, 4T	110 A	109 A
E7ED-023	E7ED-023H2	21.6 kW, 75 MBH @240V	24-1/2" x 20" x 60-5/8"	26-1/2" x 21" x 62"	31-1/2"H	Downflow	Bottom, Ducted	Front, Open (Top-Ducted, Optional)	4	ECM, 1/2hp, 16spd, 4T	125 A	117 A
E7EU-010	E7EU-010H2	10.0 kW, 35 MBH @240V	24-1/2" x 20" x 60-5/8"	26-1/2" x 21" x 62"	31-1/2"H	Upflow	Top, Ducted	Bottom, Ducted	2	ECM, 1/2hp, 16spd, 4T	60 A	57 A
E7EU-012	E7EU-012H2	11.6 kW, 41 MBH @240V	24-1/2" x 20" x 60-5/8"	26-1/2" x 21" x 62"	31-1/2"H	Upflow	Top, Ducted	Bottom, Ducted	2	ECM, 1/2hp, 16spd, 4T	70 A	65 A
E7EU-015	E7EU-015H2	15.0 kW, 53 MBH @240V	24-1/2" x 20" x 60-5/8"	26-1/2" x 21" x 62"	31-1/2"H	Upflow	Top, Ducted	Bottom, Ducted	3	ECM, 1/2hp, 16spd, 4T	90 A	83 A
E7EU-017	E7EU-017H2	16.2kW, 57 MBH @240V	24-1/2" x 20" x 60-5/8"	26-1/2" x 21" x 62"	31-1/2"H	Upflow	Top, Ducted	Bottom, Ducted	3	ECM, 1/2hp, 16spd, 4T	90 A	89 A
E7EU-020	E7EU-020H2	20.0 kW, 70 MBH @240V	24-1/2" x 20" x 60-5/8"	26-1/2" x 21" x 62"	31-1/2"H	Upflow	Top, Ducted	Bottom, Ducted	4	ECM, 1/2hp, 16spd, 4T	110 A	109 A
E7EU-023	E7EU-023H2	21.6 kW, 75 MBH @240V	24-1/2" x 20" x 60-5/8"	26-1/2" x 21" x 62"	31-1/2"H	Upflow	Top, Ducted	Bottom, Ducted	4	ECM, 1/2hp, 16spd, 4T	125 A	117 A

1) If adding a central air split system, you should also order a separate field-installed coil box, listed with the Furnace Accessories products.

2) MCA and MOP for single circuiting, consult product specifications for dual circuiting.

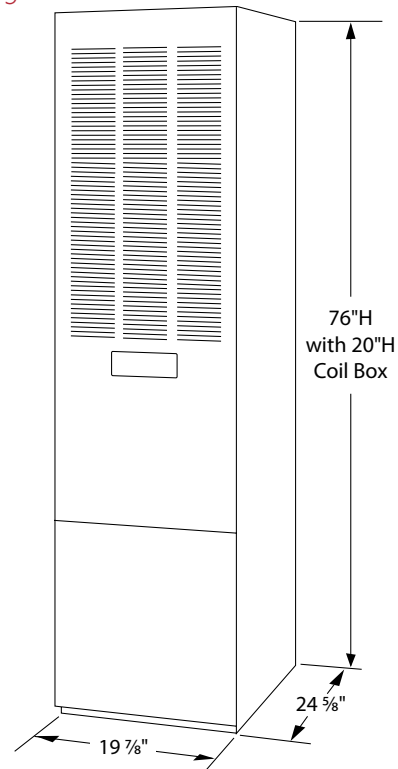
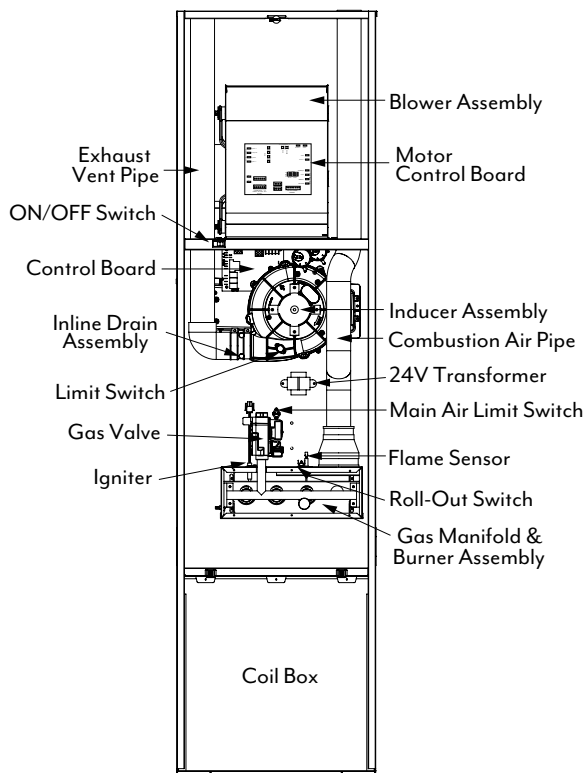


MG2S 96% AFUE 2-Stage MH Gas Furnaces




- **Unique Manufactured Housing Design** with a robust, 19-7/8" W, fully-insulated cabinet to fit the standard MH footprint; the highest-efficiency, HUD-compliant, gas furnace on the market.
- **2-Stage Gas Valve** allows for true, low-fire furnace operation to produce as little as half of the rated full-capacity, preventing short cycling in smaller spaces and reducing energy consumption.
- **AC-Ready Options** include a factory-installed 20" H coil box and an FER-compliant ECM blower with 16 dip-switch speed-settings, for up to 4-Tons nominal cooling. (See Split System section for coil fit and AHRI-matches.)
- **Simple LP Conversion** with an easy-access gas valve regulator and manifold assembly; LP components are factory-supplied with the unit.
- **Dependable Warranty and Support**, handled directly by Style Crest's dedicated HVAC Team, offering the most competitive warranty coverage and service in the Manufactured Housing Industry.

This furnace does not meet the SCAQMD Rule 1111 NO_x emission limit (14 ng/J), and is subject to a mitigation fee of up to \$450. This furnace is not eligible for the Clean Air Furnace Rebate Program: www.CleanAirFurnaceRebate.com.



Part No.	Model No.	AHRI Cert. Number	Rated Heating	D x W x H	Coil Box	Airflow	Supply Air	Return Air	Low-fire Input	Blower Specifications
			Input	PACKAGE; D x W x H					Low-fire Output	
MG2S-045F	MG2S-045F2ABM2	203049789	45 MBH	24-5/8" x 19-7/8" x 76"	20"H	Downflow	Bottom, Ducted	Front, Open	29 MBH	ECM, 3/4hp, 16spd, 4T
			43.2 MBH	26-1/2" x 21-1/2" x 78"					27.8 MBH	
MG2S-045T ¹	MG2S-045T2ABM2	203049794	45 MBH	24-5/8" x 19-7/8" x 76"	20"H	Downflow	Bottom, Ducted	Top, Ducted	29 MBH	ECM, 3/4hp, 16spd, 4T
			43.2 MBH	26-1/2" x 21-1/2" x 78"					27.8 MBH	
MG2S-060F	MG2S-060F2ABM2	203049796	60 MBH	24-5/8" x 19-7/8" x 76"	20"H	Downflow	Bottom, Ducted	Front, Open	39 MBH	ECM, 3/4hp, 16spd, 4T
			57.6 MBH	26-1/2" x 21-1/2" x 78"					37.4 MBH	
MG2S-060T ¹	MG2S-060T2ABM2	203049799	60 MBH	24-5/8" x 19-7/8" x 76"	20"H	Downflow	Bottom, Ducted	Top, Ducted	39 MBH	ECM, 3/4hp, 16spd, 4T
			57.6 MBH	26-1/2" x 21-1/2" x 78"					37.4 MBH	
MG2S-072F	MG2S-072F2ABM2	203049801	72 MBH	24-5/8" x 19-7/8" x 76"	20"H	Downflow	Bottom, Ducted	Front, Open	47 MBH	ECM, 3/4hp, 16spd, 4T
			69.1 MBH	26-1/2" x 21-1/2" x 78"					45.1 MBH	
MG2S-072T ¹	MG2S-072T2ABM2	203049803	72 MBH	24-5/8" x 19-7/8" x 76"	20"H	Downflow	Bottom, Ducted	Top, Ducted	47 MBH	ECM, 3/4hp, 16spd, 4T
			69.1 MBH	26-1/2" x 21-1/2" x 78"					45.1 MBH	

1) These items are available as drop-ship only (not stocked), where a non-cancellable order minimum and longer lead-time may apply.

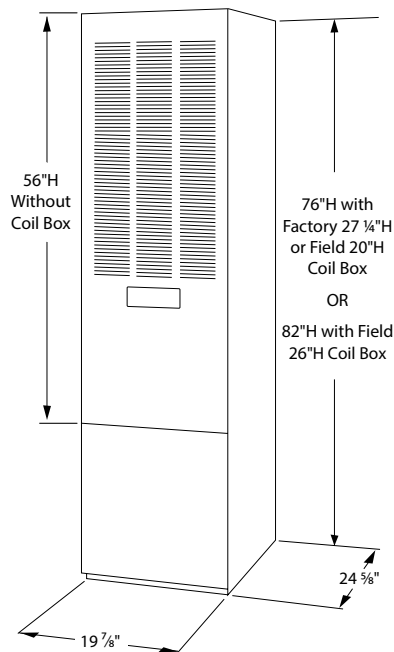
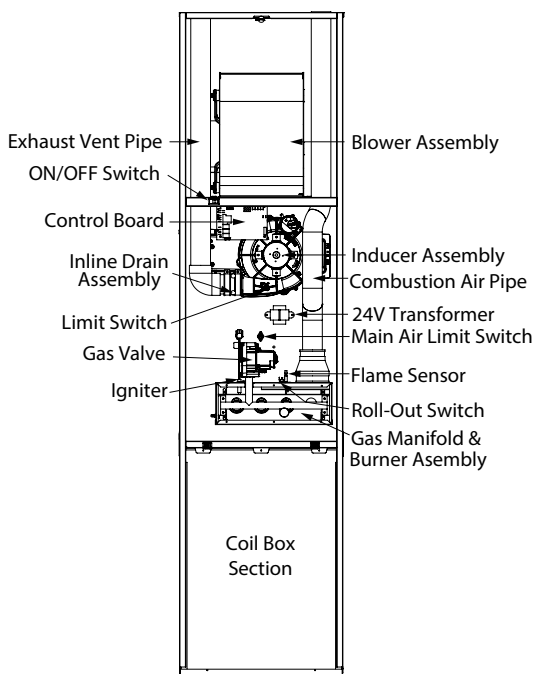


MG2R 95% AFUE Single-Stage MH Gas Furnaces



- **Unique Manufactured Housing Design** with a robust, 19 7/8" W, fully-insulated cabinet to fit the standard MH footprint. The MG2R is our flagship high-efficiency, HUD-compliant, gas furnace.
- **AC-Ready 4-Ton ECM Blower** with 5-speed taps, with/without a factory-installed 27 1/4" H coil box; where "without" allows for a field-installed 20" H or 26" H coil box to suit your capacity, height-limit, or stocking needs.
- **Quick LP Conversion** with an easy-access gas valve regulator and manifold, using the factory-provided LP orifices included in the unit-literature kit.
- **Category IV Venting Approval** allows for vertical or horizontal direct venting using an approved non-metallic two-pipe system, or a concentric termination kit for application flexibility.
- **Dependable Warranty and Support**, handled directly by Style Crest's dedicated HVAC Team, offering the most competitive warranty coverage and service in the Manufactured Housing Industry.

This furnace does not meet the SCAQMD Rule 1111 NO_x emission limit (14 ng/J), and is subject to a mitigation fee of up to \$450. This furnace is not eligible for the Clean Air Furnace Rebate Program: www.CleanAirFurnaceRebate.com.



Part No.	Model No.	AHRI Cert. No.	Rated Heating	D x W x H <i>PACKAGE: D x W x H</i>	Coil Box	Airflow	Supply Air	Return Air	NG	Orifice Qty.	Blower Specifications
			Input <i>Output</i>						Orifice ² <i>LP Orifice²</i>		
MG2R-045FA	MG2R-045FIAAM2	204600301	45 MBH	24-5/8" x 19-7/8" x 56"	None ¹	Downflow	Bottom, Ducted	Front, Open	49	3	ECM, 3/4hp, 5spd, 4T
			43 MBH	26-1/2" x 21-5/16" x 58-1/8"					57		
MG2R-045TA ³	MG2R-045TIAAM2	204600304	45 MBH	24-5/8" x 19-7/8" x 56"	None ¹	Downflow	Bottom, Ducted	Top, Ducted	49	3	ECM, 3/4hp, 5spd, 4T
			43 MBH	26-1/2" x 21-5/16" x 58-1/8"					57		
MG2R-060FA	MG2R-060FIAAM2	204600302	60 MBH	24-5/8" x 19-7/8" x 56"	None ¹	Downflow	Bottom, Ducted	Front, Open	45	3	ECM, 3/4hp, 5spd, 4T
			57 MBH	26-1/2" x 21-5/16" x 58-1/8"					55		
MG2R-060TA ³	MG2R-060TIAAM2	204600305	60 MBH	24-5/8" x 19-7/8" x 56"	None ¹	Downflow	Bottom, Ducted	Top, Ducted	45	3	ECM, 3/4hp, 5spd, 4T
			57 MBH	26-1/2" x 21-5/16" x 58-1/8"					55		
MG2R-072FA	MG2R-072FIAAM2	204600303	72 MBH	24-5/8" x 19-7/8" x 56"	None ¹	Downflow	Bottom, Ducted	Front, Open	47	4	ECM, 3/4hp, 5spd, 4T
			68 MBH	26-1/2" x 21-5/16" x 58-1/8"					56		
MG2R-072TA ³	MG2R-072TIAAM2	204600306	72 MBH	24-5/8" x 19-7/8" x 56"	None ¹	Downflow	Bottom, Ducted	Top, Ducted	47	4	ECM, 3/4hp, 5spd, 4T
			68 MBH	26-1/2" x 21-5/16" x 58-1/8"					56		
MG2R-045FB <small>Discontinued, limited supply.</small>	MG2R-045FIABM2	204600301	45 MBH	24-5/8" x 19-7/8" x 76"	20"H	Downflow	Bottom, Ducted	Front, Open	49	3	ECM, 3/4hp, 5spd, 4T
			43 MBH	26-1/2" x 21-5/16" x 78-1/8"					57		
MG2R-045FC	MG2R-045FIACM2	204600301	45 MBH	24-5/8" x 19-7/8" x 76"	27 1/4"H	Downflow	Bottom, Ducted	Front, Open	49	3	ECM, 3/4hp, 5spd, 4T
			43 MBH	26-1/2" x 21-5/16" x 78-1/8"					57		
MG2R-045TC ³	MG2R-045TIACM2	204600304	45 MBH	24-5/8" x 19-7/8" x 76"	27 1/4"H	Downflow	Bottom, Ducted	Top, Ducted	49	3	ECM, 3/4hp, 5spd, 4T
			43 MBH	26-1/2" x 21-5/16" x 78-1/8"					57		
MG2R-060FB <small>Discontinued, limited supply.</small>	MG2R-060FIABM2	204600302	60 MBH	24-5/8" x 19-7/8" x 76"	20"H	Downflow	Bottom, Ducted	Front, Open	45	3	ECM, 3/4hp, 5spd, 4T
			57 MBH	26-1/2" x 21-5/16" x 78-1/8"					55		
MG2R-060FC	MG2R-060FIACM2	204600302	60 MBH	24-5/8" x 19-7/8" x 76"	27 1/4"H	Downflow	Bottom, Ducted	Front, Open	45	3	ECM, 3/4hp, 5spd, 4T
			57 MBH	26-1/2" x 21-5/16" x 78-1/8"					55		
MG2R-060TC ³	MG2R-060TIACM2	204600305	60 MBH	24-5/8" x 19-7/8" x 76"	27 1/4"H	Downflow	Bottom, Ducted	Top, Ducted	45	3	ECM, 3/4hp, 5spd, 4T
			57 MBH	26-1/2" x 21-5/16" x 78-1/8"					55		
MG2R-072FB <small>Discontinued, limited supply.</small>	MG2R-072FIABM2	204600303	72 MBH	24-5/8" x 19-7/8" x 76"	20"H	Downflow	Bottom, Ducted	Front, Open	47	4	ECM, 3/4hp, 5spd, 4T
			68 MBH	26-1/2" x 21-5/16" x 78-1/8"					56		
MG2R-072FC	MG2R-072FIACM2	204600303	72 MBH	24-5/8" x 19-7/8" x 76"	27 1/4"H	Downflow	Bottom, Ducted	Front, Open	47	4	ECM, 3/4hp, 5spd, 4T
			68 MBH	26-1/2" x 21-5/16" x 78-1/8"					56		
MG2R-072TC ³	MG2R-072TIACM2	204600306	72 MBH	24-5/8" x 19-7/8" x 76"	27 1/4"H	Downflow	Bottom, Ducted	Top, Ducted	47	4	ECM, 3/4hp, 5spd, 4T
			68 MBH	26-1/2" x 21-5/16" x 78-1/8"					56		

- 1) If adding a central air split system, you must also order a separate field-installed coil box, listed in the Application Accessories table below.
 2) Orifice will vary with altitude; consult the unit installation instructions for correct orifice selection for your application and altitude.
 3) These items are available as drop-ship only (not stocked), where a non-cancellable order minimum and longer lead-time may apply.



MGIE 80% AFUE Downflow MH Gas Furnaces



- **Unique Manufactured Housing Design** with a robust, 20"W, fully-insulated cabinet to fit the standard MH footprint; the MGIE is our most economical, HUD-compliant, gas furnace.
- **AC-Ready 4-Ton ECM Blower** with 5-speed taps, with/without a factory-installed 20"H coil box; allowing for a field-installed 20"/26"H coil box to suit your capacity and access needs. (See Split System section for AHRI-rated coil-fit matches.)
- **Quick LP Conversion** with an easy-access gas valve regulator and manifold assembly; using the factory-supplied LP orifice, included with the unit.
- **Numerous Application Accessories** save the hassle of field-fabrication, sourcing and repeat supply-house trips; on new or replacement jobs.
- **Dependable Warranty and Support**, handled directly by Style Crest's dedicated HVAC Team, offering the most competitive warranty coverage and service in the Manufactured Housing Industry.

This furnace does not meet the SCAQMD Rule 1111 NO_x emission limit (14 ng/J), and is subject to a mitigation fee of up to \$450. This furnace is not eligible for the Clean Air Furnace Rebate Program: www.CleanAirFurnaceRebate.com.

MGIE 80% AFUE MH Gas Furnaces

Part No.	Model No.	AHRI Cert. No.	Rated Heating	D x W x H	Coil Box	Airflow	Supply Air	Return Air	NG Orifice ²	Blower Specifications
			Input						Output	
MGIE-056A	MGIE-056FIAAM2	207643534	56 MBH	23-3/4" x 19-3/4" x 56"	None ¹	Downflow	Bottom, Ducted	Front, Open	29	ECM, 3/4hp, 5spd, 4T
			45 MBH	26-1/2" x 21-5/16" x 58-1/8"					45	
MGIE-070A	MGIE-070FIAAM2	207643535	70 MBH	23-3/4" x 19-3/4" x 56"	None ¹	Downflow	Bottom, Ducted	Front, Open	24	ECM, 3/4hp, 5spd, 4T
			57 MBH	26-1/2" x 21-5/16" x 58-1/8"					42	
MGIE-077A	MGIE-077FIAAM2	207643536	77 MBH	23-3/4" x 19-3/4" x 56"	None ¹	Downflow	Bottom, Ducted	Front, Open	21	ECM, 3/4hp, 5spd, 4T
			62 MBH	26-1/2" x 21-5/16" x 58-1/8"					40	
MGIE-090A	MGIE-090FIAAM2	207643537	85 MBH	23-3/4" x 19-3/4" x 56"	None ¹	Downflow	Bottom, Ducted	Front, Open	17	ECM, 3/4hp, 5spd, 4T
			67 MBH	26-1/2" x 21-5/16" x 58-1/8"					36	
MGIE-056B	MGIE-056FIABM2	207643534	56 MBH	23-3/4" x 19-3/4" x 76"	20"H	Downflow	Bottom, Ducted	Front, Open	29	ECM, 3/4hp, 5spd, 4T
			45 MBH	26-1/2" x 21-5/16" x 78-1/8"					45	
MGIE-070B	MGIE-070FIABM2	207643535	70 MBH	23-3/4" x 19-3/4" x 76"	20"H	Downflow	Bottom, Ducted	Front, Open	24	ECM, 3/4hp, 5spd, 4T
			57 MBH	26-1/2" x 21-5/16" x 78-1/8"					42	
MGIE-077B	MGIE-077FIABM2	207643536	77 MBH	23-3/4" x 19-3/4" x 76"	20"H	Downflow	Bottom, Ducted	Front, Open	21	ECM, 3/4hp, 5spd, 4T
			62 MBH	26-1/2" x 21-5/16" x 78-1/8"					40	
MGIE-090B	MGIE-090FIABM2	207643537	85 MBH	23-3/4" x 19-3/4" x 76"	20"H	Downflow	Bottom, Ducted	Front, Open	17	ECM, 3/4hp, 5spd, 4T
			67 MBH	26-1/2" x 21-5/16" x 78-1/8"					36	

1) If adding a central air split system, you must also order a separate field-installed coil box, listed in the Application Accessories table below.

2) Orifice will vary with altitude; consult the unit installation instructions for correct orifice selection for your application and altitude.

VMC & VMA 95% AFUE USA MH Gas Furnaces



- **Unique Manufactured Housing Design** with a robust, fully-insulated cabinet that accommodates the standard MH footprint; the highest-quality, HUD-compliant, gas furnaces available.
- **Energy Star Certified Models** have a constant torque ECM blower with a factory-installed 26-1/8" H coil box (VMC) for up to 4-Tons nominal cooling (3.5T on 50MBH models). See Split System section for AHRI matches and coil fit.
- **Superior-Durability Construction** exemplified by 18-gauge, aluminum-coated primary and 24C stainless-steel, secondary heat exchangers — both backed by a limited LIFETIME warranty.
- **Numerous Application Accessories** save the hassle of field-fabrication, sourcing and repeat supply-house trips; on new or replacement jobs.
- **Dependable Warranty and Support**, handled directly by Style Crest's dedicated HVAC Team, offering the most competitive warranty coverage and service in the Manufactured Housing Industry.


VM furnaces CANNOT be INSTALLED anywhere in the state of California.*

Part No.	Model No.	AHRI Cert. No.	Rated Heating	D x W x H	Package Weight	Energy Star	Coil Box	Airflow	Supply	Return	NG Orifice ²	Blower Specifications
			Input Output								PACKAGE: D x W x H	
VMA4-50D36N ³	VMA4-50D36N	205000517	50 MBH	25-3/4" x 18" x 57"	185 lbs		None ¹	Downflow	Bottom, Ducted	Front, Open	42	PSC, 1/2hp, 4spd
			48 MBH	27" x 21" x 63-1/2"							54	
VMA4-75D36N ³	VMA4-75D36N	205000518	75 MBH	25-3/4" x 18" x 57"	185 lbs		None ¹	Downflow	Bottom, Ducted	Front, Open	42	PSC, 1/2hp, 4spd
			72 MBH	27" x 21" x 63-1/2"							54	
VMC2-50D36N	VMC2-50D36N	205000519	50 MBH	25-3/4" x 18-3/4" x 76-1/8"	220 lbs		26-1/8"H 2	Downflow	Bottom, Ducted	Front, Open	42	PSC, 1/2hp, 4spd
			48 MBH	27" x 21" x 82"							54	
VMC2-50DV3N	VMC2-50DV3N	205013564	50 MBH	25-3/4" x 18-3/4" x 76-1/8"	220 lbs	★	26-1/8"H 2	Downflow	Bottom, Ducted	Front, Open	42	ECM, 1/2hp, 5spd
			48 MBH	27" x 21" x 82"							54	
VMC2-75D36N	VMC2-75D36N	205000520	75 MBH	25-3/4" x 18-3/4" x 76-1/8"	220 lbs		26-1/8"H 2	Downflow	Bottom, Ducted	Front, Open	42	PSC, 1/2hp, 4spd
			72 MBH	27" x 21" x 82"							54	
VMC2-75DV3N	VMC2-75DV3N	205013565	75 MBH	25-3/4" x 18-3/4" x 76-1/8"	220 lbs	★	26-1/8"H 2	Downflow	Bottom, Ducted	Front, Open	42	ECM, 1/2hp, 5spd
			72 MBH	27" x 21" x 82"							54	

1) If adding a central air split system, you should also order the separate field-installed coil box, listed in the Application Accessories table below.

2) The nominal opening-height through which an indoor coil can be installed is 24-3/4".

3) Heat-only requires use of combustion base #08560001.



MG3P 92.1% AFUE Upflow Gas Furnaces



- **MH and Residential Compliance** that covers both modular housing built to the latest building codes and conventional HUD manufactured homes, available in 3-standard residential footprints.
- **Constant Torque ECM Blower** with field-installed cased coil options. (Contact your Style Crest Sales Representative for cooling options.)
- **Simple LP Conversion** with an easy-access gas valve regulator and factory-provided LP orifices included with every unit.
- **Category IV Venting Approval** allows for vertical or horizontal direct venting using an approved non-metallic two-pipe system for application flexibility.
- **Dependable Warranty and Support**, handled directly by Style Crest's dedicated HVAC Team, offering the most competitive warranty coverage and service, in the Manufactured Housing Industry.

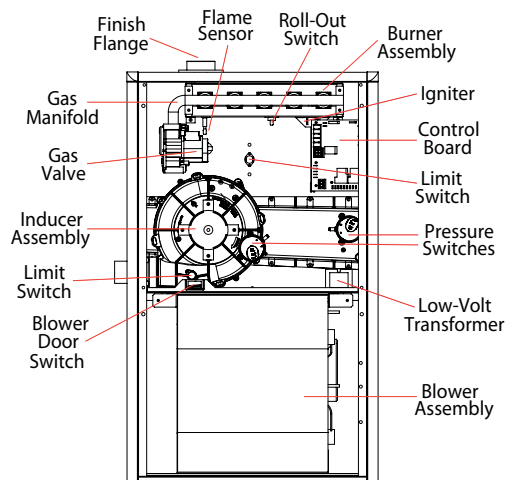
This furnace does not meet the SCAQMD Rule 1111 NOx emission limit (14 ng/l), and is subject to a mitigation fee of up to \$450. This furnace is not eligible for the Clean Air Furnace Rebate Program: www.CleanAirFurnaceRebate.com.

Part No.	Model No.	AHRI Cert. No.	Rated Heating Input	D x W x H	Coil Box	Airflow	Supply	Return	NG Orifice ² LP Orifice ²	Orifice Qty.	Blower Specifications
			Output	PACKAGE; D x W x H							
MG3P-054B ³	MG3P-054UIAABP	205281365	54 MBH	28" x 17-1/2" x 34-1/2"	None	Upflow ¹	Top, Ducted	Bottom, Ducted	47	3	ECM, 3/4hp, 5spd
			50 MBH	30-11/16" x 20-5/16" x 36-1/8"					56		
MG3P-072C ³	MG3P-072UIAACP	205281369	72 MBH	28" x 21" x 34-1/2"	None	Upflow ¹	Top, Ducted	Bottom, Ducted	47	4	ECM, 3/4hp, 5spd
			66 MBH	30-11/16" x 24" x 36-1/8"					56		
MG3P-090C ³	MG3P-090UIAACP	205281367	90 MBH	28" x 21" x 34-1/2"	None	Upflow ¹	Top, Ducted	Bottom, Ducted	47	5	ECM, 1hp, 5spd
			83 MBH	30-11/16" x 24" x 36-1/8"					56		
MG3P-108D ³	MG3P-108UIAADP	205281371	108 MBH	28" x 24-1/2" x 34-1/2"	None	Upflow ¹	Top, Ducted	Bottom, Ducted	47	6	ECM, 1hp, 5spd
			99 MBH	30-11/16" x 27-5/16" x 36-1/8"					56		

1) Contact Style Crest Sales if a central air split system addition is desired; utilizing a separate field-installed, cased-coil and condenser.

2) Orifice sizing will vary with altitude; consult the unit installation instructions for correct orifice selection for your application and altitude.

3) This item is available as drop-ship only (not stocked), where a non-cancellable order minimum and longer lead-time may apply.



CMF3 80+% AFUE Replacement MH Gas Furnace



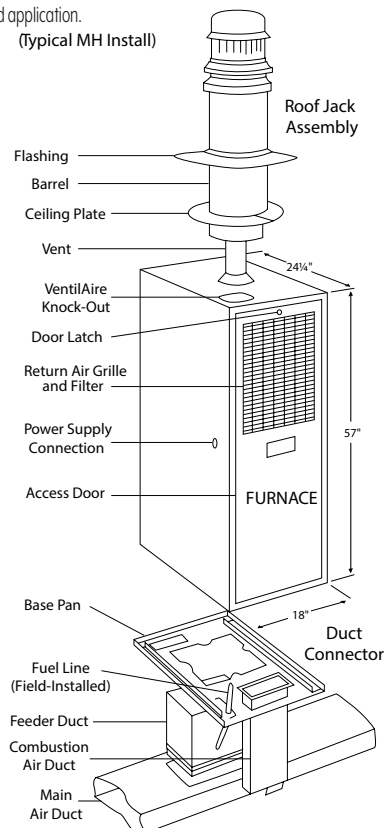
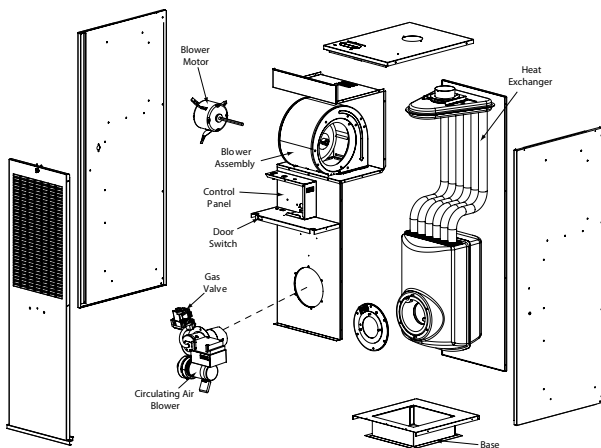
- **18" Wide Cabinet** to accommodate tight replacement jobs, often found in the oldest Manufactured Homes.
- **Several Application Accessories** allow for convenient adaptation to an original installation, saving field fabrication and sourcing time.
- **5-speed Constant Torque ECM Blower** provides efficient, quiet and comfortable operation with resized fan switches, eliminating nuisance cycling.
- **Tilt-Out Door** with more louvers for improved airflow, a standard 25" x 16" x 1" disposable filter, and a plunger-style switch for ease of service.
- **Dependable Warranty and Support**, handled directly by Style Crest's dedicated HVAC Team, offering the most competitive warranty coverage and service in the Manufactured Housing Industry.

CMF furnaces CANNOT be INSTALLED anywhere in the state of California.

Part No.	Model No.	AHRI Cert. No.	Rated Heating	D x W x H	Airflow	Supply	Return	NG Orifice ¹	Blower Specifications	MOP
			Input	PACKAGE; D x W x H				LP Orifice ¹		
CMF3-70T-PG2	CMF3-70T-PG2	210586025	70 MBH	24-1/4" x 18" x 57"	Downflow	Bottom, Ducted	Front, Open	22	ECM, 1/2hp, 5spd	15 A
			56 MBH	26" x 20" x 61"				41		

¹) Orifice sizing varies with altitude and firing rate; consult the installation instructions for correct orifice selection for your altitude and application.

NOTE: No split system option, must use a packaged unit for air conditioning.



800.945.4440

M5SB 83% AFUE Downflow MH Oil Furnaces

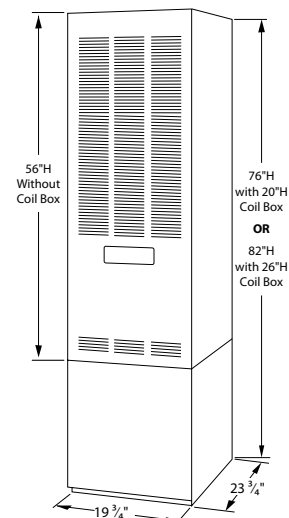


- **Unique Manufactured Housing Design** with a robust, 19-3/4" W, fully-insulated cabinet to fit the standard MH footprint; the M5SB is our contemporary HUD-compliant, oil furnace.
- **AC-Ready Options** include a factory-installed 20" H coil box, field-installed 20" H/26" H coil box, and PSC blower upgrades for up to 5-Tons nominal cooling.
- **High-Performance Combustion System** including a Beckett burner and drum heat exchanger, which contribute to the overall efficiency, reliability, and homeowner's peace of mind.
- **Numerous Application Accessories** save the hassle of field-fabrication, sourcing and repeat supply-house trips; on new or replacement jobs.
- **Dependable Warranty and Support**, handled directly by Style Crest's dedicated HVAC Team, offering the most competitive warranty coverage and service in the Manufactured Housing Industry.



Part No.	Model No.	AHRI Cert. No.	Rated Heating	D x W x H	Coil Box	Airflow	Supply	Return	Nozzle	Blower Specifications	MOP
			Input Output								
M5SB-066A-AW	M5SB-066A-AW2	201928967	66 MBH	23-3/4" x 19-3/4" x 56"	None ¹	Downflow	Bottom, Ducted	Front, Open	.50 Gph, 80°A	PSC, 1/4hp, 3spd, 3T	15 A
			56 MBH	26-1/2" x 21-5/16" x 58-1/8"							
M5SB-086A-AW	M5SB-086A-AW2	201928968	86 MBH	23-3/4" x 19-3/4" x 56"	None ¹	Downflow	Bottom, Ducted	Front, Open	.65 Gph, 80°A	PSC, 1/4hp, 3spd, 3T	15 A
			72 MBH	26-1/2" x 21-5/16" x 58-1/8"							
M5SB-066A-BW	M5SB-066A-BW2	201928967	66 MBH	23-3/4" x 19-3/4" x 76"	20" H	Downflow	Bottom, Ducted	Front, Open	.50 Gph, 80°A	PSC, 1/4hp, 3spd, 3T	15 A
			56 MBH	26-1/2" x 21-5/16" x 78-1/8"							
M5SB-086A-BW	M5SB-086A-BW2	201928968	86 MBH	23-3/4" x 19-3/4" x 76"	20" H	Downflow	Bottom, Ducted	Front, Open	.65 Gph, 80°A	PSC, 1/4hp, 3spd, 3T	15 A
			72 MBH	26-1/2" x 21-5/16" x 78-1/8"							

1) If adding a central air split system, you must also order a separate field-installed coil box, listed in the Furnace Accessories section.



CMF2 80% AFUE Replacement MH Oil Furnace



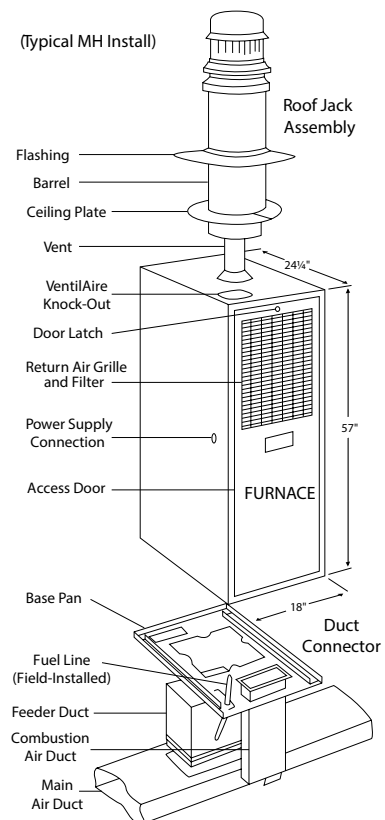
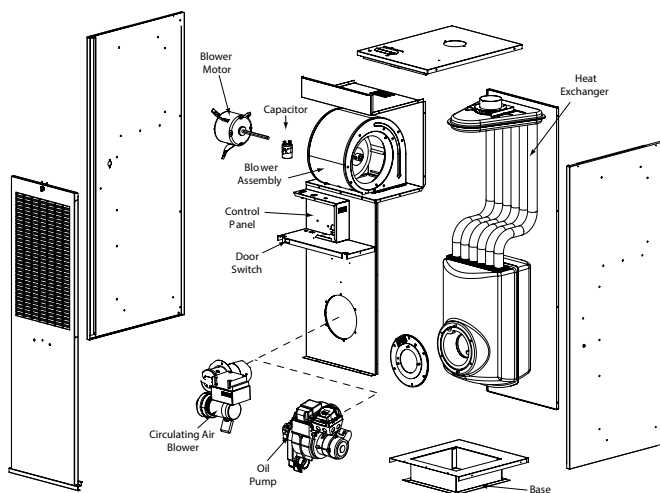
- **18" Wide Cabinet** to accommodate tight replacement jobs, often found in the oldest Manufactured Homes.
- **Several Application Accessories** allow for convenient adaptation to an original installation, saving field fabrication and sourcing time.
- **3-speed PSC Blower** provides efficient, quiet and comfortable operation with resized auxiliary limit switch to eliminate nuisance cycling. A packaged unit is recommended for air conditioning needs.
- **High-quality Beckett Oil Burners** are factory installed for extended service-life.
- **Dependable Warranty and Support**, handled directly by Style Crest's dedicated HVAC Team, offering the most competitive warranty coverage and service in the Manufactured Housing Industry.

CMF furnaces CANNOT be INSTALLED anywhere in the state of California.

Part No.	Model No.	AHRI Cert. No.	Rated Heating	D x W x H	Airflow	Supply	Return	Nozzle	Blower Specifications	MOP
			Input							
CMF2-80-PO2	CMF2-80-PO2	210586024	75 MBH	24-1/4" x 18" x 57"	Downflow	Bottom, Ducted	Front, Open	.60 Gph, A, 80°	PSC, 1/4hp, 3spd	15 A
			60 MBH	26" x 20" x 61"						

1) Orifice sizing varies with altitude and firing rate; consult the installation instructions for correct orifice selection for your altitude and application.

NOTE: No split system option, must use a packaged unit for air conditioning.



HVAC Accessories

Adapter Kit



Part No.	Description	Used With
903456	Combustion Air Inlet Adapter Kit. Each.	CMF2, CMF3

This item is available as drop-ship only (not stocked), where a non-cancellable order minimum and longer lead-time may apply.

Backflow Dampers



Part No.	Description	Used With
901083	1-Blade Cooling Backflow Damper for Empty Coil Box in Combustion Furnaces. Each.	MGIE, MG2R, MG2S, M5SB (with an installed coil box) and RP94, RQ94




902095	3-Blade Low Profile Cooling Backflow Damper for Combustion Furnaces. Each.	CMF2, CMF3, MGIE, MG2R, MG2S, M5SB, and RP94, RQ94
--------	--	--

Blower Upgrade Kits



Part No.	Description	Used With
08250003	ECM Blower Kit - Cooling Application, EB Series (for AHRI matches). Each.	EB



1044062	Blower, E7, High-Static, MI, 4THP+. Each.	E7, RSA3, RSH3
---------	---	----------------



903413	4-Ton AC-Blower Upgrade Kit, PSC, 4-Speed. Each.	M5SB
--------	--	------



903890	5-Ton AC-Blower Upgrade Kit, PSC, 4-Speed. Each.	M5SB
--------	--	------

Ceiling Rings



Part No.	Description	Used With
902521	Adjustable Ceiling Ring-Halves, 2-Pieces (Pair).	M5SB, MGIE

Coil Boxes



Part No.	Description	Used With
08560003	20\"/>	




1006730	Upflow/Downflow Coil Box with Solid Door, 31-1/2\"/>
---------	--



1006731	Downflow Coil Box with Louvered Door, 31-1/2\"/>
---------	--



13010001	E2-E4-KD Coil Box, 24-3/4\"/>
----------	-------------------------------



903891	Alcove Replacement Downflow Coil Box. Each.	902989, E7EM
--------	---	--------------



911969A	20\"/>
---------	--------



922594	26\"/>
--------	--------

Coil Grilles



Part No.	Description	Used With
13010002	20\"/>	



902989	27\"/>
--------	--------

HVAC Accessories

Combustion Base



Part No.	Description	Used With
08560001	Combustion Base, Required on VMA-Heat-Only. Each.	VMA4

Concentric Vent Kits



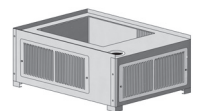
Part No.	Description	Used With
08560002	Concentric Vent Kit with Roof Flashing, VMC/A. Each.	VMA4, VMC2
08560005	Concentric Vent Kit, VMC/A. Each.	VMA4, VMC2
904952	2"Ø Concentric Vent Pipe Termination Kit, US/CA. Each.	MG2R, MG3P
904953	3"Ø Concentric Vent Pipe Termination Kit, US/CA. Each.	MG2R, MG2S, MG3P

Conversion Kit



Part No.	Description	Used With
903100	Conversion Kit, 65MBH Input, CMF2-Oil. Each.	CMF2
903102	Conversion Kit, 90MBH Input, CMF2-Oil. Each.	CMF2

Cottage Base



Part No.	Description	Used With
901696	CB-200A Cottage Base. Each.	CMF2, CMF3

This item is available as drop-ship only (not stocked), where a non-cancellable order minimum and longer lead-time may apply.

Digimotor Diagnostic Tool



Part No.	Description	Used With
921767	ECM Digimotor Diagnostic Tool, Broad Ocean. Each.	E7



This item is available as drop-ship only (not stocked), where a non-cancellable order minimum and longer lead-time may apply.

Draft Transition



Part No.	Description	Used With
08560007	3"Ø to 4"Ø Hole Draft Transition. Each.	VMA4, VMC2
08560008	3"Ø to 5"Ø Hole Draft Transition. Each.	VMA4, VMC2

Duct Connectors



Part No.	Description	Used With
901988A	11-1/4" x 13-1/2" x 2"H Duct Connector. Each (12/Cartron).	E7, MG1E, MG2R, MG2S, M5SB
901987A	11-1/4" x 13-1/2" x 7/8"H Duct Connector. Each (12/Cartron).	E7, MG1E, MG2R, MG2S, M5SB
901989A	11-1/4" x 13-1/2" x 4-1/4"H Duct Connector. Each (6/Cartron).	E7, MG1E, MG2R, MG2S, M5SB
901990A	11-1/4" x 13-1/2" x 6-1/4"H Duct Connector. Each (6/Cartron).	E7, MG1E, MG2R, MG2S, M5SB
901991A	11-1/4" x 13-1/2" x 8-1/4"H Duct Connector. Each (4/Cartron).	E7, MG1E, MG2R, MG2S, M5SB
901992A	11-1/4" x 13-1/2" x 10-1/4"H Duct Connector. Each (3/Cartron).	E7, MG1E, MG2R, MG2S, M5SB
901993A	11-1/4" x 13-1/2" x 12-1/4"H Duct Connector. Each (3/Cartron).	E7, MG1E, MG2R, MG2S, M5SB
902990	Upflow Duct Connector. Each.	E7EM, E7EU




HVAC Accessories

NE Safety Kit

Part No.	Description	Used With
901855	New England Safety Kit (Required in MA). Each.	CMF2, M5SB

Universal Base Packages

Part No.	Description	Used With
903450	MA-100 Universal Base Package with 8" Feeder Duct. Each.	CMF2, CMF3
903451	MA-100 Universal Base Package with 13" Feeder Duct. Each.	CMF2, CMF3
903453	MA-200 Base Package with 8" Feeder Duct. Each.	CMF2, CMF3



Upflow Stand



Part No.	Description	Used With
1014501	Upflow Stand with Door. Each.	E7EU, E7EM

Vent Pipes



Part No.	Description	Used With
103947002	28"H Furnace to SRJ# Vent Pipe. Each.	CMF2, CMF3
103947004	34"H Furnace to SRJ# Vent Pipe. Each.	CMF2, CMF3
103947005	40"H Furnace to SRJ# Vent Pipe. Each.	CMF2, CMF3
901697	Offset Vent Pipe. Each.	CMF2, CMF3

Vent Transition Kit



Part No.	Description	Used With
904106	2-Pipe Vent Transition Kit (old RJ opening). Each.	MG2R, MG2S

Draft Cap



Part No.	Description
522086	Draft Cap for 4" Single Pipe Flue or Exhaust Fan. Each (8/ Carton).

Roof Flashing Kit



Part No.	Description	Used With
08560006	Roof Flashing Kit, VMC/A. Each.	VMA4, VMC2

Roof Jacks - CMF

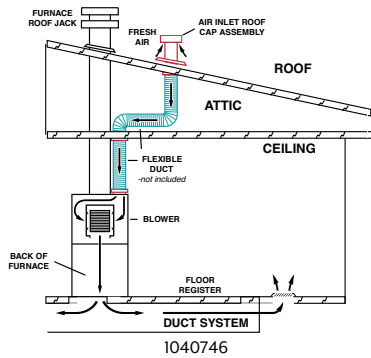


Part No.	Description	Roof Jack Length Range	Used With
104060000	SRJ1 Roof Jack, 0/12, 0-12", IPC, CMF. Each.	≤ 12"	CMF2, CMF3
104060003	SRJ2 Roof Jack, 0/12, 13-24", IPC, CMF. Each.	13" - 24"	CMF2, CMF3
104060015	SRJ3 Roof Jack, 0/12, 25-36", 2PC, CMF. Each.	25" - 36"	CMF2, CMF3
104060018	SRJ4 Roof Jack, 0/12, 37-48", 2PC, CMF. Each.	37" - 48"	CMF2, CMF3
104060024	SRJ5 Roof Jack, 0/12, 49-59", 2PC, CMF. Each.	49" - 59"	CMF2, CMF3

This item is available as drop-ship only (not stocked), where a non-cancellable order minimum and longer lead-time may apply.

HVAC Accessories

VentilAire Kits




Part No.	Description	Used With
1040746	VentilAire™ III Kit, Whole Home Fresh Air, Sloped Roof. Each.	E7, CMF2, CMF3, M5SB, MGIE, MG2S, MG2R, MG3P
914229B	VentilAire™ IV Kit, Whole Home Fresh Air, Sloped Roof. Each.	E7, CMF2, CMF3, M5SB, MGIE, MG2S, MG2R, MG3P
917201A	VentilAire™ III, Soffit Vent System Kit. Each.	E7, CMF2, CMF3, M5SB, MGIE, MG2S, MG2R, MG3P

Roof Jacks



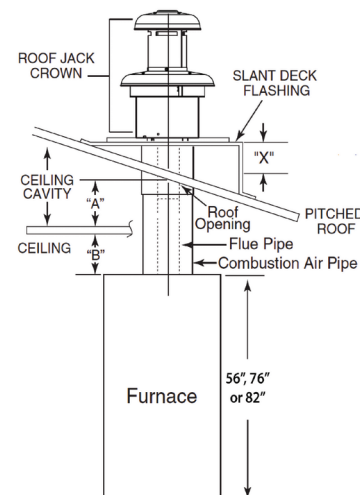
Part No.	Description	Roof Jack Length Range	Used With	Package Quantity	Pitch
903658	Aluminum Roof Jack, 0/12 Pitch, 15"-23".	15" - 23"	M5SB, MGIE	Each.	0" ↑ x 12" →
903659	Aluminum Roof Jack, 0/12 Pitch, 21"-35".	21" - 35"	M5SB, MGIE	Each.	0" ↑ x 12" →
903660	Aluminum Roof Jack, 0/12 Pitch, 27"-47".	27" - 47"	M5SB, MGIE	Each.	0" ↑ x 12" →
903662	Aluminum Roof Jack, 2.5/12 Pitch, 21"-35".	21" - 35"	M5SB, MGIE	Each.	2-1/2" ↑ x 12" →
903663	Aluminum Roof Jack, 2.5/12 Pitch, 27"-47".	27" - 47"	M5SB, MGIE	Each.	2-1/2" ↑ x 12" →
903664	Aluminum Roof Jack, 2.5/12 Pitch, 35"-63".	35" - 63"	M5SB, MGIE	Each.	2-1/2" ↑ x 12" →
920638	Aluminum Roof Jack, 2.5/12 Pitch, 51"-95".	51" - 95"	M5SB, MGIE	Each.	2-1/2" ↑ x 12" →
903678A	Aluminum Roof Jack, 4/12 Pitch, 27"-47".	27" - 47"	M5SB, MGIE	Each.	4" ↑ x 12" →
903665A	Aluminum Roof Jack, 4/12 Pitch, 35"-63".	35" - 63"	M5SB, MGIE	Each.	4" ↑ x 12" →
903666A	Aluminum Roof Jack, 4/12 Pitch, 51"-95".	51" - 95"	M5SB, MGIE	Each.	4" ↑ x 12" →

Roof Wedges



Part No.	Description	Used With	Package Quantity	Total Pitch with 0" ↑ x 12" → Roof Pitch	Total Pitch with 2-1/2" ↑ x 12" → Roof Pitch	X-Value
903893	2" ↑ x 12" → Roof Wedge	CMF2, CMF3, M5SB, MGIE	Each (4/ Carton).	2" ↑ x 12" → 2-1/2" ↑ x 12" →	4-1/2" ↑ x 12" → 5" ↑ x 12" →	2-1/8" 2-1/2"
903894	3" ↑ x 12" → Roof Wedge	CMF2, CMF3, M5SB, MGIE	Each (4/ Carton).	3" ↑ x 12" → 3-1/2" ↑ x 12" →	5-1/2" ↑ x 12" → 6" ↑ x 12" →	2-7/8" 3-1/4"
903895	4" ↑ x 12" → Roof Wedge	CMF2, CMF3, M5SB, MGIE	Each (2/ Carton).	4" ↑ x 12" →	6-1/2" ↑ x 12" →	3-5/8"

NOTE: Not for use with 4" ↑ x 12" → Pitch Roof Jacks.
 Roof Jack Length = "A" + "B" + "X".
 "X" is included only if a wedge is used, see table for "X-Value".
 "A" = Roof Height - Ceiling Height.
 "B" = Ceiling Height - Furnace Height.
 Measure with respect to Roof Jack center-line.
 The calculated Roof Jack Length must be within the "Range".
 0" ↑ x 12" → Flashing flexes from 0/12 to 1/12.
 2-1/2" ↑ to 12" → Flashing flexes from 1/12 to 4/12.
 4-1/2" ↑ to 12" → Flashing flexes from 3/12 to 5/12.



HVAC Accessories

Roof Jack Close-off Kit



Part No.	Description	Used With
08560009	Roof Jack Close-off Kit, VMC/A. Each.	VMA4, VMC2

Roof Jack Crown



Part No.	Description	Used With
104781000	Replacement Crown Assembly. Each.	CMF2, CMF3
903656	Roof Jack, Crown-Only (Post-Transit). Each.	M5SB, MGIE

Roof Jack Extension Assembly



Part No.	Description	Used With
104360001	SRJ Extension Assembly, 4"x18". Each.	CMF2, CMF3

Roof Jack Extensions




Part No.	Description	Used With
901935	Roof Jack Extension, 10"H, Internal. Each.	M5SB, MGIE
901937	Roof Jack Extension, 16"H, External. Each.	M5SB, MGIE
903107	Roof Jack Extension, 18"H, Internal. Each.	M5SB, MGIE

Circuit Adapter



Part No.	Description	Used With
1039295	4-Pole, Single Circuit Adapter (less than 3 breakers). Each.	RP94, RQ94, E7

Electric Heater Kits



Part No.	Description	Used With
H3HK005H-01C	Heater Kit, 5kW, 240/1/60. Each.	RP94, RQ94
H3HK008H01B	Heater Kit, 8kW, 240/1/60. Each.	RP94, RQ94
H3HK010H-01C	Heater Kit, 10kW, 240/1/60. Each.	RP94, RQ94
H3HK015H-01C	Heater Kit, 15kW, 240/1/60. Each.	RP94, RQ94

Circuit Breaker



Part No.	Description	Used With
913554	1-Phase, 2-Pole, Circuit Breaker, 60 A. Each.	RP94, RQ94

Duct Collars



Part No.	Description	Used With
294941	12"Ø Duct Collar. Each.	RP94, RQ94
294942	14"Ø Duct Collar. Each.	RP94, RQ94
110010	10"Ø Duct Collar, 1" Tabs. Each.	
110120	12"Ø Duct Collar, 1" Tabs. Each.	

Duct Transition



Part No.	Description	Used With
1112108	12"Ø to 10"Ø Round Duct Transition Reducer/Incraser. Each.	RP94, RQ94
1114128	14"Ø to 12"Ø Round Duct Transition Reducer/Incraser. Each.	RP94, RQ94


HVAC Accessories

Flex Duct




Part No.	Description
1101025	Flex Duct R4.2, 10" x 25'. Each.
1101225	Flex Duct R4.2, 12" x 25'. Each.
1101425	Flex Duct R4.2, 14" x 25'. Each.
1161025	Flex Duct R6, 10" x 25'. Each.
1161225	Flex Duct R6, 12" x 25'. Each.
1161425	Flex Duct R6, 14" x 25'. Each.
1181225	Flex Duct R8, 12" x 25'. Each.
1181425	Flex Duct R8, 14" x 25'. Each.

Return Air Boxes



Part No.	Description	Used With
111220BRN	Grille-Only for Return Air Box. Each.	RP94, RQ94
115012	12" Ø Return Air Box with Grille and Filter. Each.	RP94, RQ94
115014	14" Ø Return Air Box with Grille and Filter. Each.	RP94, RQ94

Metal Wyes



Part No.	Description	Used With
11121010	12"Ø x 2-10"Ø Metal Wye Adapters. Each.	RP94, RQ94 - Multi-section Applications
11121212	12"Ø x 2-12"Ø Metal Wye Adapters. Each.	RP94, RQ94 - Multi-section Applications
111412	14"Ø x 2-12"Ø Metal Wye Adapters. Each.	RP94, RQ94 - Multi-section Applications
11141414	14"Ø x 2-14"Ø Metal Wye Adapters. Each.	RP94, RQ94 - Multi-section Applications

Cloth Tape




Part No.	Description	Package Quantity
602609	2" x 60 Yards Black Cloth Duct Tape.	Each (24/ Carton).
602603	2" x 60yd Silver Cloth Duct Tape. Each (24/ Carton).	Each (24/ Carton).
602857B	2" x 60yd UL181 Black Cloth Duct Tape. Each (24/ Carton).	Each (24/ Carton).

Foil Tape



Part No.	Description	Package Quantity
602000	2" x 60yd UL181 Foil Tape. Each (16/ Carton).	Each (16/ Carton)
602509	2" x 50yd Foil Tape. Each (24/ Carton).	Each (24/ Carton).

Pipe Hanger Strap



Part No.	Description	Package Quantity
1113038	3/4" x 100', Plastic Pipe Hanger Strap, .050 Thick.	Each (20/Box).
116507	3/4" x 100' Galvanized Pipe Hanger Strap, 28 Gauge.	Each (10/Box).

Plastic Drawbands



Part No.	Description
110225	36" Drawbands. 50/ Package.
110248	48" Drawbands. 50/ Package.

Woven Strap



Part No.	Description	Used With
6014932	Woven Polypropylene Fabric Strap, 1-3/4" x 300'. Each.	RP94, RQ94


HVAC Accessories

Thermostats




Part No.	Description
02538747000	1Ht-ICI MCO 4-Wire/24V Heating and Cooling 4-Wire Pigtail Thermostat. Each.
111001	Cool-Only Thermostat. (No Changeover). Each.
111002	Heat-Only Thermostat. (No Changeover). Each.
111003	1Ht-ICI, MCO-Manual Changeover. Heat and Cool 5-Wire Thermostat. Each.
111004	2Ht-ICI MCO Digital Programmable Digital Heat Pump Thermostat. Each.
111005	2Ht-ICI MCO Non-Programmable Digital Heat Pump Thermostat. Each.
111006	1Ht-ICI MCO Programmable Digital Thermostat. Each.
111007	1Ht-ICI MCO Non-Programmable Digital Thermostat. Each.
111010	2Ht-ICI MCO/ACO Multifunction, Dual Fuel Capable, Digital Touch Thermostat. Each.

Equipment Pads



Part No.	Description
1124242D	24" x 24" x 2" UV Plastic AC Pad. Each.
1124243D	24" x 24" x 3" UV Plastic AC Pad. Each.
1133333D	33" x 33" x 3" UV Plastic AC Pad. Each.
1136363D	36" x 36" x 3" UV Plastic AC Pad. Each.
1132323D	32" x 32" x 3" UV Plastic AC Pad. Each.
1136483D	36" x 48" x 3" UV Plastic AC Pad. Each.
1145583D	45" x 58" x 3" 33lb UV Plastic AC Pad. Each.
H3652-4	36" x 52" x 4" 140lb Concrete AC Pad, Hurricane-150MPH. Each.
H3865-4	38" x 65" x 4" 170lb Concrete AC Pad, Hurricane-150MPH. Each.

Riser



Part No.	Description	Used With
110006	6" Pad-mount Heat Pump Riser. Each. (4+ required per unit)	RSH3, RQ94


HVAC Accessories

Tie-Down Kits




Part No.	Description	Used With
1010032	Standard Condenser Pad Mounting Kit. Each.	RSA3, RSH3
1013934	High-Wind Tie-Down Kit, Small Packaged, 4-Brackets, 2014-certified. Each.	RP94, RQ94
NCUTD8KG	Condenser Tie-down/Mounting Kit, 8-Brackets, 2017-certified. Each.	RSA3, RSH3

Fan Delay Kit




Part No.	Description
6918.5011	Fan Time-Delay Relay (TDR) Kit, 18s. Each.

Mild Weather Kit



Part No.	Description	Used With
921956	Mild Weather Kit for Heat Pump operation in warmer outdoor temperatures. Each.	RSH3

Universal Hard-Start Assist Kit



Part No.	Description
912933	Universal Hard-Start Assist. Each.

Thermocouple Kit



Part No.	Description
11923	30" Thermocouple Kit. Each (6/Cartron).

Drain Pan



Part No.	Description
1899911101	Tube-in-Fin 19-5/8"D Drain Pan. Each.

Condensate Drain Trap



Part No.	Description	Package Quantity
5015411	3/4" White PVC Condensation Drain P-Trap, Slip Joint x Slip Joint.	Each.

Condensate Safety Switch



Part No.	Description
CS-2	Pipe Mounted Condensate Safety Overflow Switch

Thermal Expansion Valves (TXVs)



Part No.	Description	Used With
18R72DB0003	Thermal Expansion Valve, 1.5-3 Ton. Each.	1829S4A, 1830S4A, 1836S4A
18R72DB0004	Thermal Expansion Valve, 2.5-5Ton. Each.	1837S4A, 1844S4A, 1845S4A, 1847S4A, 1851S4A, 1854S4A, 1855S4A, 187848S4A
18R72DB0044	Thermal Expansion Valve, 4-6T. Each.	1841S4A, 1856S4A



HVAC Accessories

Conduit



Part No.	Description
598040	1/2" x 100' Conduit. Each.
598041	3/4" x 100' Conduit. Each.

Conduit Assemblies



Part No.	Description
598071	1/2" x 4', #10 Wire-Whip Conduit Kit HVAC equipment power connections. Each.
598073	1/2" x 6', #10 Wire-Whip Conduit Kit HVAC equipment power connections. Each.
598077	3/4" x 6', #8 Wire-Whip Conduit Kit HVAC equipment power connections. Each.
598079	3/4" x 6', #6 Wire-Whip Conduit Kit HVAC equipment power connections. Each.

Disconnect Switch




Part No.	Description
598064	Disconnect Switch, Non-fused, 60 Amp. Each.

Electrical Box Connectors



Part No.	Description
598042	1/2" Straight Electrical Box Connector. Each (25/ Carton).
598043	3/4" Straight Electrical Box Connector. Each (10/ Carton).
598045	1/2" 90° Elbow Electrical Box Connector. Each (10/ Carton).
598046	3/4" 90° Elbow Electrical Box Connector. Each (10/ Carton).

Filters



Part No.	Description	Used With
07540020	24" x 18" x 1" Spun Plastic Washable Filter. Each. Used with VMC, VMA.	N/A
110611	16" x 20" Spun Plastic Washable Filter, Trimmable. Each (100/Carton).	N/A
1122515	20" x 16" x 1" Disposable Spun Fiberglass Filter. Each (12/ Carton).	N/A
1122517	20" x 20" x 1" Disposable Spun Fiberglass Filter. Each (12/ Carton).	1014501
1196935689	19" x 16" Permanent Metal Mesh Washable Filter. 2-Pieces (Pair). (80 Pieces/ Carton).	N/A
669064R	19-1/2" x 28" x 1/2" Washable Hogs Hair Filter. Each.	MGIE, M5SB, 669065R
669363R	20" x 22" x 1/2" Washable Hogs Hair Filter. Each.	MG2R, MG2S, 669065R
669065R	Filter Retainer Wire. Each.	MGIE, M5SB, MG2R, MG2S, 669064R, 669363R
1007623R	18" x 30" x 1" Disposable Spun Fiberglass Return Filter. Each.	E7ED, 1006731
668860R	18" x 20" x 1" Disposable Spun Fiberglass Return Filter. Each.	E7EM, E7ED, 1014501

HVAC Accessories

Metal Registers




Part No.	Description
11CL410B	4" x 10" Brown Metal Register. Each (20/ Carton).
11CL410W	4" x 10" White Metal Register. Each (20/ Carton).
11CL412B	4" x 12" Brown Metal Register. Each (20/ Carton).
11CL412W	4" x 12" White Metal Register. Each (20/ Carton).
11CL48B	4" x 8" Brown Metal Register. Each (20/ Carton).
11CL48W	4" x 8" White Metal Register. Each (20/ Carton).

Plastic Registers




Part No.	Description
1178401	4" x 10" White Plastic Register. Each (40/ Carton).
1178407	4" x 10" Brown Plastic Register. Each (40/ Carton).
1178481	4" x 8" White Plastic Register. Each (40/ Carton).
1178487	4" x 8" Brown Plastic Register. Each (40/ Carton).

Flashing



Part No.	Description
601050	10" x 50' Aluminum Flashing. Each.
6010501	10" x 50' Galvanized Steel Flashing. Each.
60850	8" x 50' Aluminum Flashing. Each.

Register Collars



Part No.	Description
114106	10"W x 4"L x 6"D Register Supply Collar. Each (100/ Carton).
11486	8"W x 4"L x 6"D Register Supply Collar. Each (48/ Carton).

More than Exterior Products

Style Crest also distributes, and in some categories manufactures:
Foundation Covers, Vinyl Siding, HVAC, Doors & Windows,
Steps & Rails, Setup Materials, Plumbing, and Electrical products.
Specifically for Manufactured Homes! In addition...

We go the extra mile.

Committed to Your Success.



Our dedicated sales team helps you every step of the way, ensuring you find the right products for your business.

Our distribution centers have the on-hand inventory you need to ensure your customers have access to the products they need.



Extensive On-hand Inventory.



Relentless...



Our Product Development Team just won't stop. We continue to innovate new products designed for manufactured housing.

Our Nationwide Distribution Network delivers the Manufactured Housing Products you need, when and where you need them.



Right Product,
Right Time.



Style Crest® Offers a Wide Variety of Manufactured Housing Products

Revolv® Indoor Comfort Products

Manufactured Housing Furnaces

E7 100% AFUE Electric Furnaces
MG2S 96% AFUE 2-Stage Gas
MG2R 95% AFUE Gas
VMC & VMA 95% AFUE Gas
MG3P 92% AFUE Gas
MG1E 80% AFUE Gas
M5SB 83% AFUE Oil
CMF 80%+ AFUE Gas & Oil

Central-Air Split System Condensers

RSA AccuCharge® North & South MI
Air Conditioners
RSH AccuCharge MI Heat Pumps
with Cooling
RSA Sweat Fit North & South MI
Air Conditioners
RSH Sweat Fit MI Heat Pumps
with Cooling

Manufactured Housing Indoor A-Coils

AccuCharge Tube-In-Fin R-410A
AccuCharge Micro-Channel R-410A
Sweat Fit Tube-in-Fin R-410A
Sweat Fit Micro-Channel R-410A
MHSC Tube-in-Fin Service Coils

Self-Contained Packaged Units

RP94 Packaged Air Conditioners
RQ94 Packaged Heat Pumps with Cooling
H3HK Electric Heater Assemblies

HVAC System Accessories

Thermostats & Retrofit Controls
Wyes, Collars, Flex-Duct, Registers,
& Grilles
Electrical, Pads, & Mounting Hardware

OEM & Generic Replacement Parts



DURA GRIP II™
Steps & Rails

PREMIUM PLUS SKIRTING
HIGH PERFORMANCE VINYL SKIRTING

Set Up & Transportation

Minute Man® – Stabilization Systems

LLBS Lateral & Longitudinal Struts

Tie Down – Stabilization Systems

Strut (Xi2) & Strap (Vector)
- Lateral & Longitudinal

Anchor Products

Soil, Coral & Cross Drive (Rock)
Double-Tension Head & Eye
ABS & Steel Stabilizer Plates
Boards, Wedges, Piers & Pier Pads
Strap Assemblies with Connectors
Tools & Accessories

Transportation Products

Tarps & Plastic Sheeting
Bottle Jacks & Repair Kits
Flags & Signs
Wheel & Axle Replacement Parts

Plumbing, Electrical & Hardware

Lavatory

Faucets & Faucet Accessories
Tubs, Showers, Surrounds,
& Accessories
Toilets, Sinks, & Replacement Parts

Water Heaters & Replacement Parts

Indoor Plumbing Supplies
Outdoor Plumbing Supplies
Tools & Fasteners
Roof Coatings & Repair
Adhesives, Sealants, & Tapes
Indoor/Outdoor Electrical Fixtures
& Parts

Appliances

Electric Range
Dishwasher
Refrigerator
Washer
Dryer



Exterior Products

Foundation Covers

Titan XTERRIOR Prime
Titan XTERRIOR Elite - Insulated
Mason's Collection - Brick & Rock
Vinyl Skirting - Premium Plus & Eagle
NOVIK® Shakes, Stone & Accents

DuraGrip™ Fiberglass Coated Steps

The 72" & 48" Wide
The Platform Step
The Economaster
Economy Steps

Harbour Crest™ Vinyl Siding & Accessories

DuraSpan® Soffit & Accessories

Perrenia

Open Louvered Shutters
Raised Panel Shutters
Vents, Mounts, & Blocks

Doors & Windows

Exterior Doors

Six-Panel Steel Exterior Doors
Combo Exterior Doors
Exterior Storm Doors
Decorative Exterior Doors
Rolling Glass Doors
French Doors

Interior Doors

White 6-Panel Interior Doors
White or Imperial Oak
Smooth, Embossed Interior Doors

Interior Molding & Trims

Windows

Aluminum Vertical Sliders
Aluminum Vertical Self Storing
Storm Windows
Vinyl Single-Hung Double-Pane Windows
Skylights

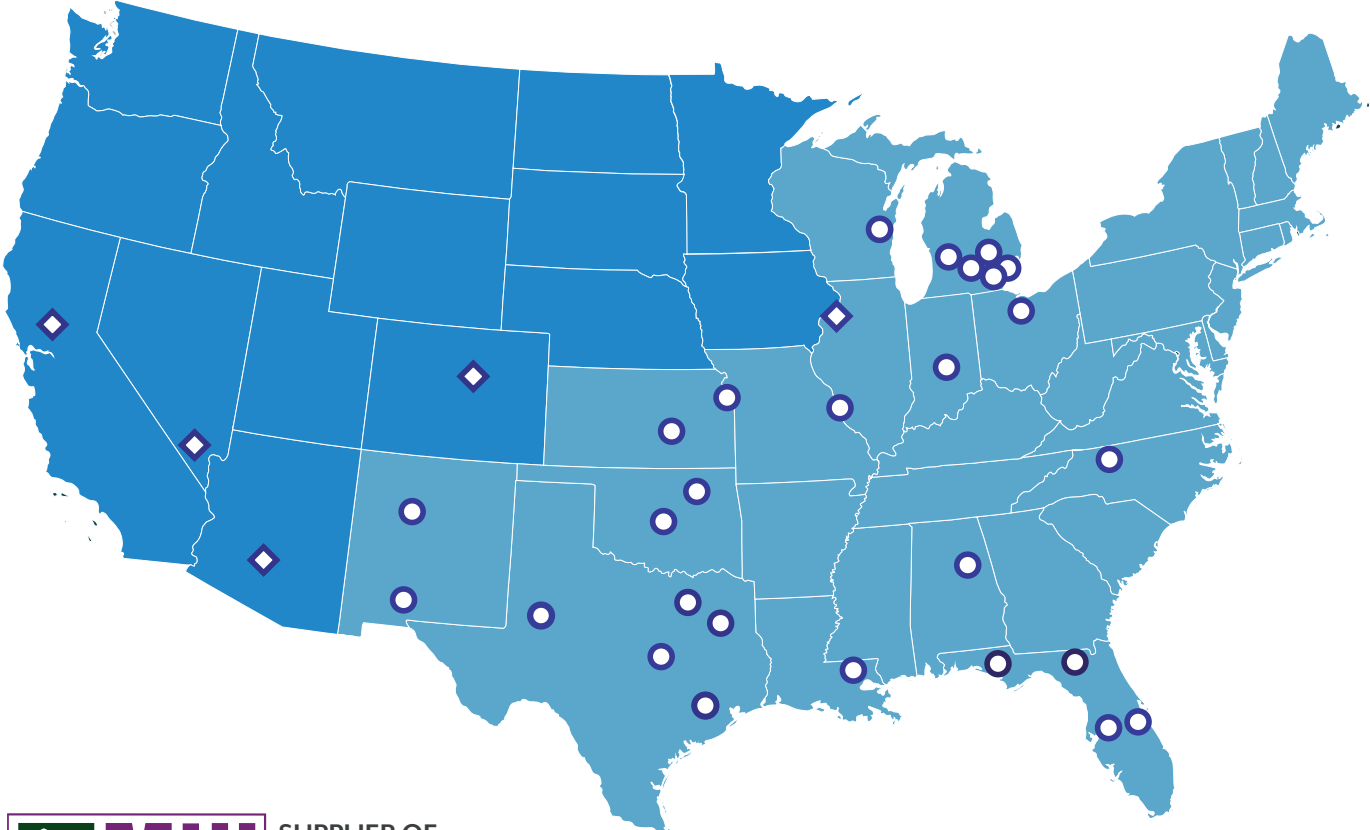
Door & Window Replacement Parts & Accessories



800.945.4440
www.stylecrestinc.com

The Only National Supplier

Committed to Your Success from Coast to Coast



SUPPLIER OF
THE YEAR
2020

1996 | 1998 | 1999 | 2014 | 2015 | 2017 | 2018

○ Style Crest

◇ Partner Locations

**HVAC | Set Up Materials | Foundation Covers | Vinyl Siding
Doors & Windows | Steps & Rails | Plumbing | Electrical**



800.945.4440
www.stylecrestinc.com