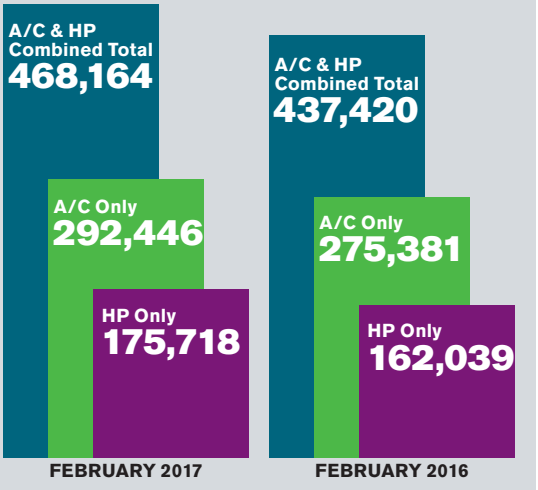


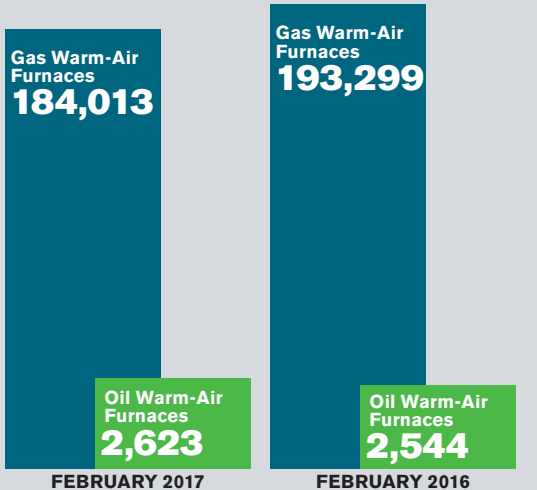
CENTRAL A/C AND AIR-SOURCE HEAT PUMPS

U.S. shipments of central air conditioners and air-source heat pumps totaled 468,164 units in February 2017, up 7 percent from 437,420 units shipped in February 2016. U.S. shipments of air conditioners increased 6.2 percent to 292,446 units, up from 275,381 units shipped in February 2016. U.S. shipments of air-source heat pumps increased 8.4 percent to 175,718 units, up from 162,039 units shipped in February 2016.



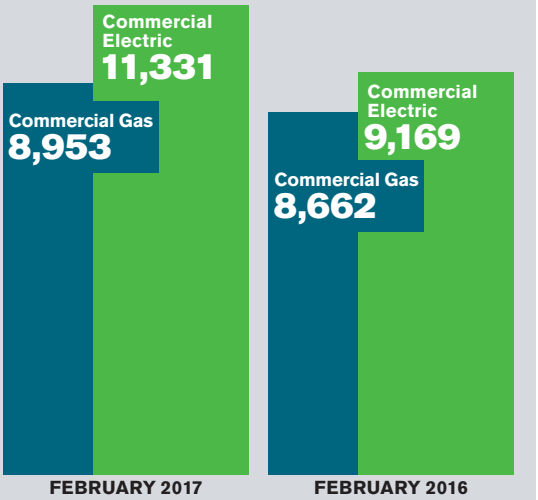
SHIPMENTS STATUS OF WARM-AIR FURNACES

U.S. shipments of gas warm-air furnaces for February 2017 decreased 4.8 percent to 184,013 units, down from 193,299 units shipped in February 2016. Oil warm-air furnace shipments increased 3.1 percent to 2,623 units in February 2017, up from 2,544 units shipped in February 2016.



COMMERCIAL STORAGE WATER HEATERS

Commercial gas storage water heater shipments increased 3.4 percent in February 2017 to 8,953 units, up from 8,662 units shipped in February 2016. Commercial electric storage water heater shipments increased 23.6 percent in February 2017 to 11,331 units, up from 9,169 units shipped in February 2016.



RESIDENTIAL STORAGE WATER HEATERS

U.S. shipments of residential gas storage water heaters for February 2017 increased 5.5 percent to 372,724 units, up from 353,287 units shipped in February 2016. Residential electric storage water heater shipments increased 1.1 percent in February 2017 to 338,410 units, up from 334,638 units shipped in February 2016.

