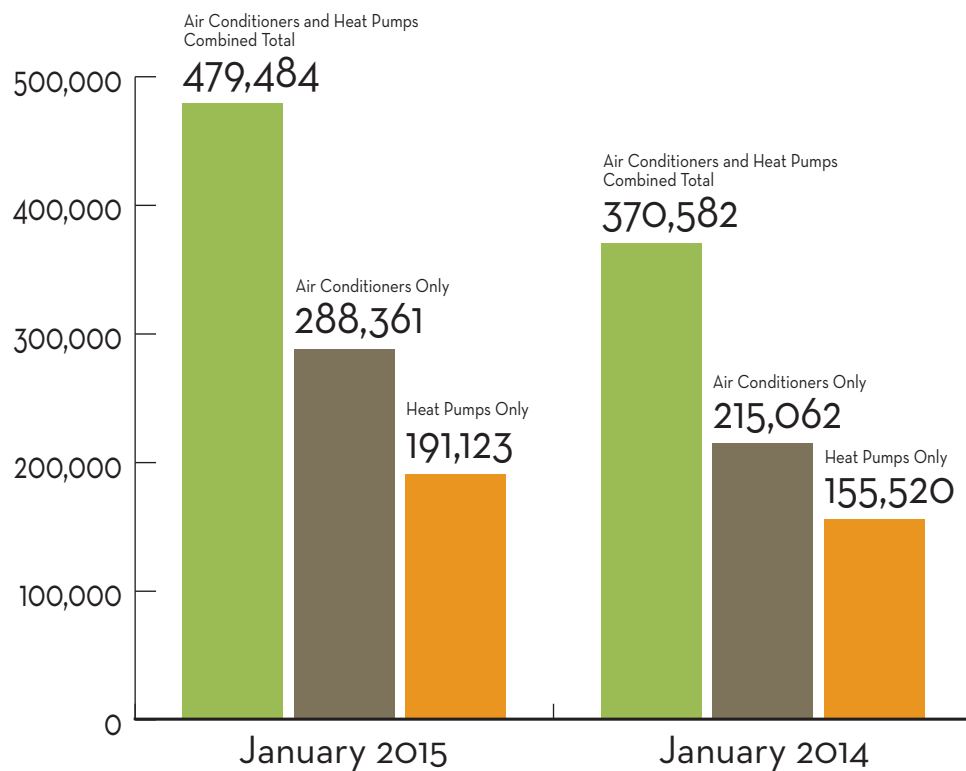
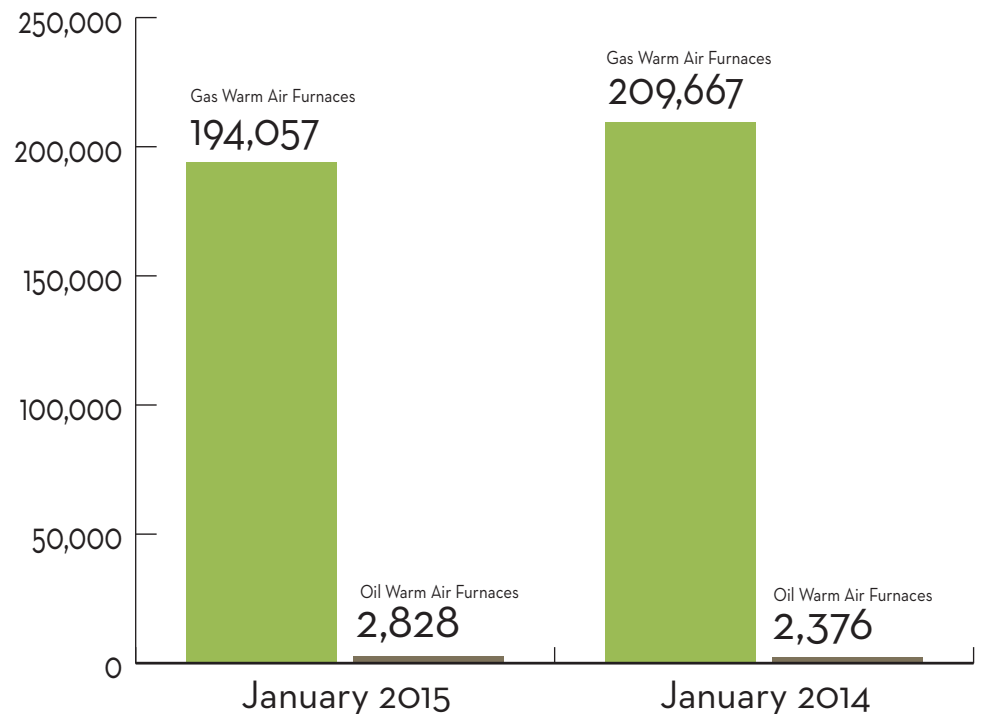


## Central Air Conditioner Shipments Up 34 Percent in January



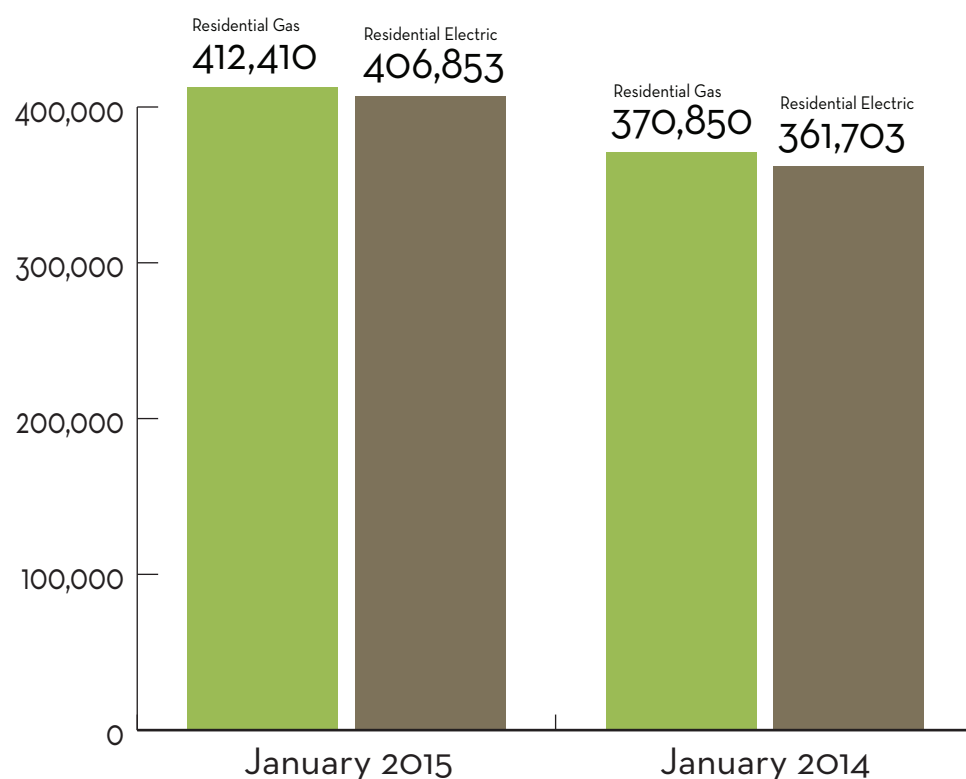
### Central A/C and Air-source Heat Pumps

U.S. shipments of central air conditioners and air-source heat pumps totaled 479,484 units in January 2015, up 29.4 percent from 370,582 units shipped in January 2014. U.S. shipments of air conditioners increased 34.1 percent, to 288,361 units, up from 215,062 units shipped in January 2014. U.S. shipments of air-source heat pumps increased 22.9 percent, to 191,123 units, up from 155,520 units shipped in January 2014.



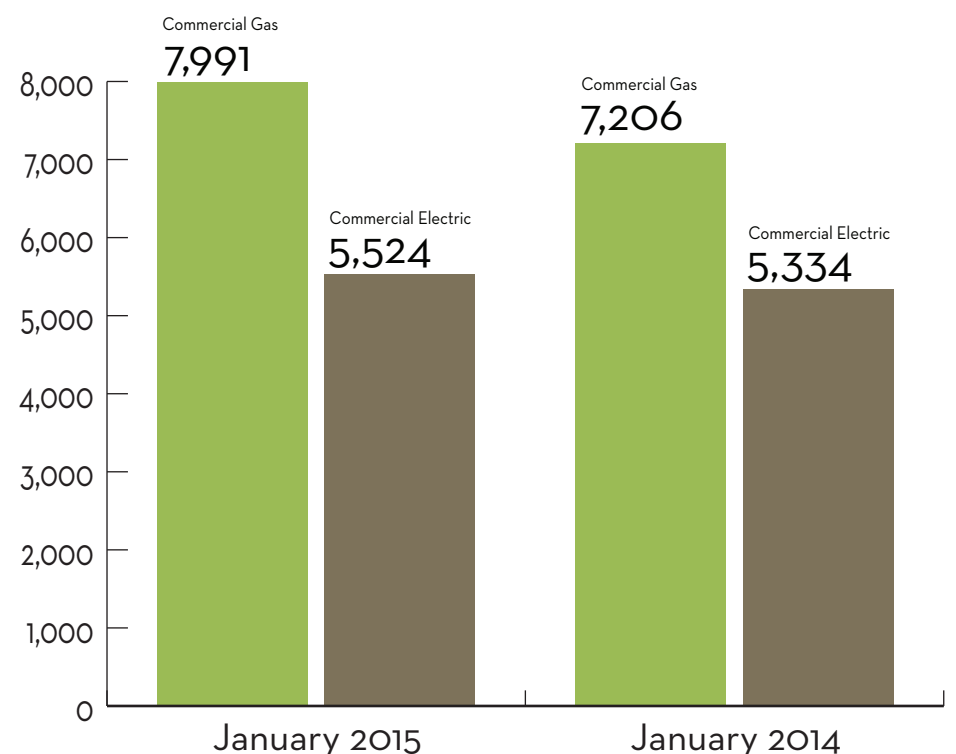
### Warm Air Furnaces

U.S. shipments of gas warm air furnaces for January 2015 decreased 7.4 percent, to 194,057 units, down from 209,667 units shipped in January 2014. Oil warm air furnace shipments increased 19.0 percent, to 2,828 units in January 2015, up from 2,376 units shipped in January 2014.



### Residential Storage Water Heaters

U.S. shipments of residential gas storage water heaters for January 2015 increased 11.2 percent, to 412,410 units, up from 370,850 units shipped in January 2014. Residential electric storage water heater shipments increased 12.5 percent in January 2015, to 406,853 units, up from 361,703 units shipped in January 2014.



### Commercial Storage Water Heaters

Commercial gas storage water heater shipments increased 10.9 percent in January 2015, to 7,991 units, up from 7,206 units shipped in January 2014. Commercial electric storage water heater shipments increased 3.6 percent in January 2015, to 5,524 units, up from 5,334 units shipped in January 2014.