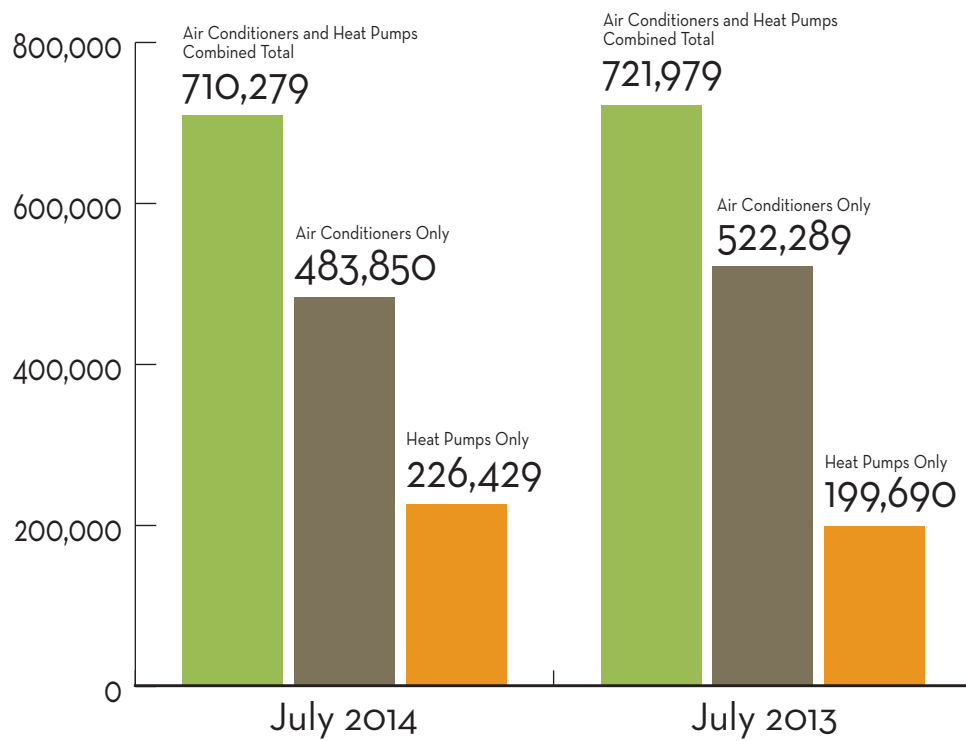
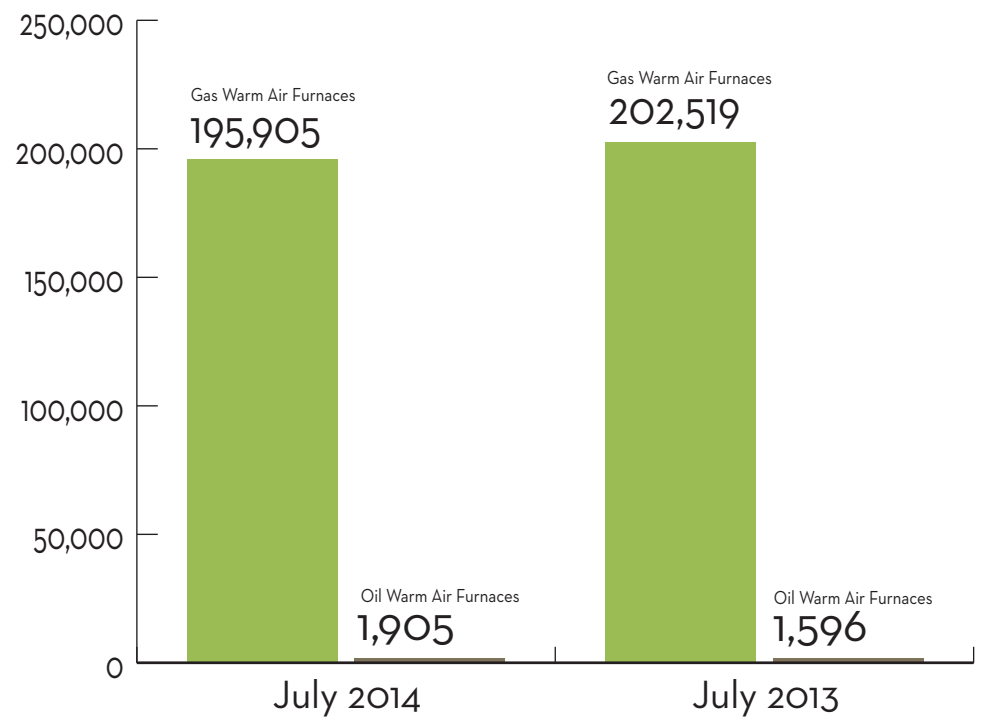


Oil Warm Air Furnace Shipments Up Nearly 20 Percent in July



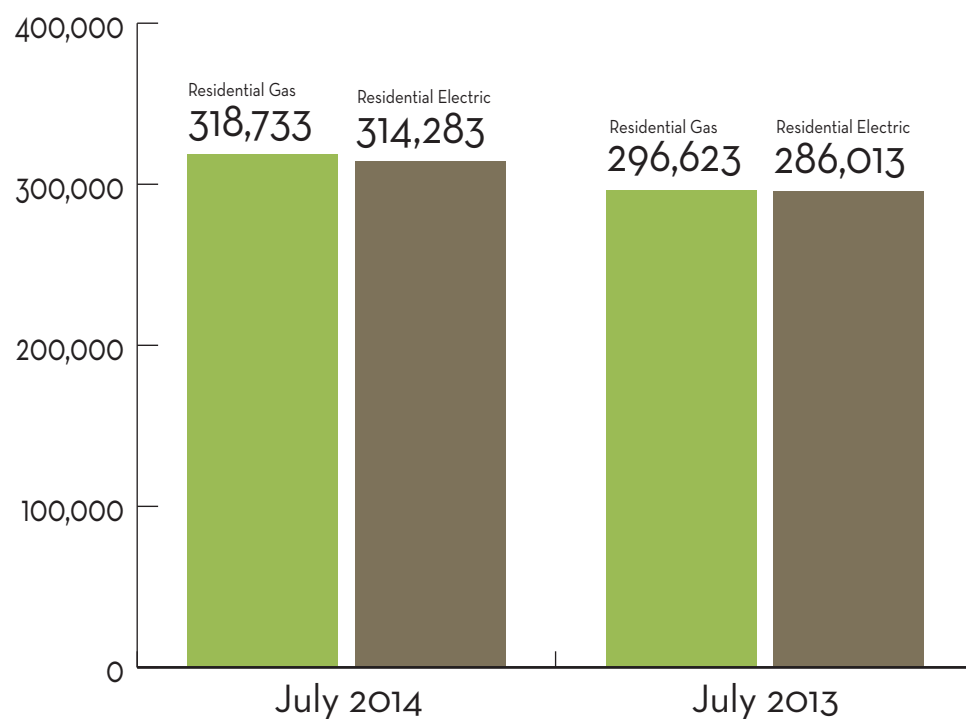
Central A/C and Air-Source Heat Pumps

U.S. shipments of central air conditioners and air-source heat pumps totaled 710,279 units in July 2014, down 1.6 percent from 721,979 units shipped in July 2013. U.S. shipments of air conditioners decreased 7.4 percent, to 483,850 units, down from 522,289 units shipped in July 2013. U.S. shipments of air-source heat pumps increased 13.4 percent, to 226,429 units, up from 199,690 units shipped in July 2013.



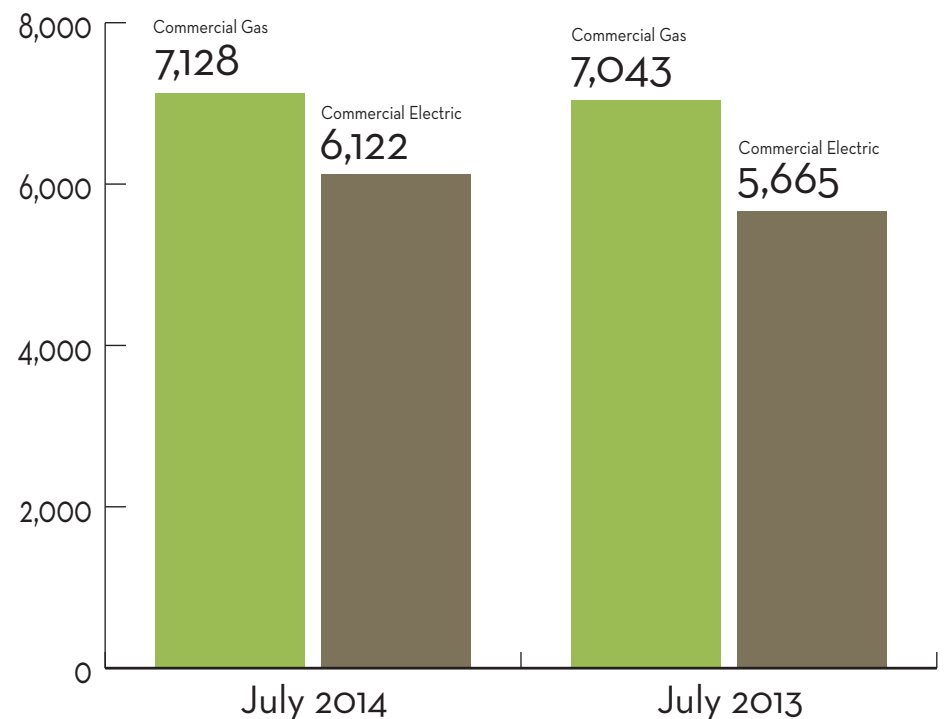
Warm Air Furnaces

U.S. shipments of gas warm air furnaces for July 2014 decreased 3.3 percent, to 195,905 units, down from 202,519 units shipped in July 2013. Oil warm air furnace shipments increased 19.4 percent, to 1,905 units in July 2014, up from 1,596 units shipped in July 2013.



Residential Storage Water Heaters

U.S. shipments of residential gas storage water heaters for July 2014 increased 7.5 percent, to 318,733 units, up from 296,623 units shipped in July 2013. Residential electric storage water heater shipments increased 9.9 percent in July 2014, to 314,283 units, up from 286,013 units shipped in July 2013.



Commercial Storage Water Heaters

Commercial gas storage water heater shipments increased 1.2 percent in July 2014, to 7,128 units, up from 7,043 units shipped in July 2013. Commercial electric storage water heater shipments increased 8.1 percent in July 2014, to 6,122 units, up from 5,665 units shipped in July 2013.