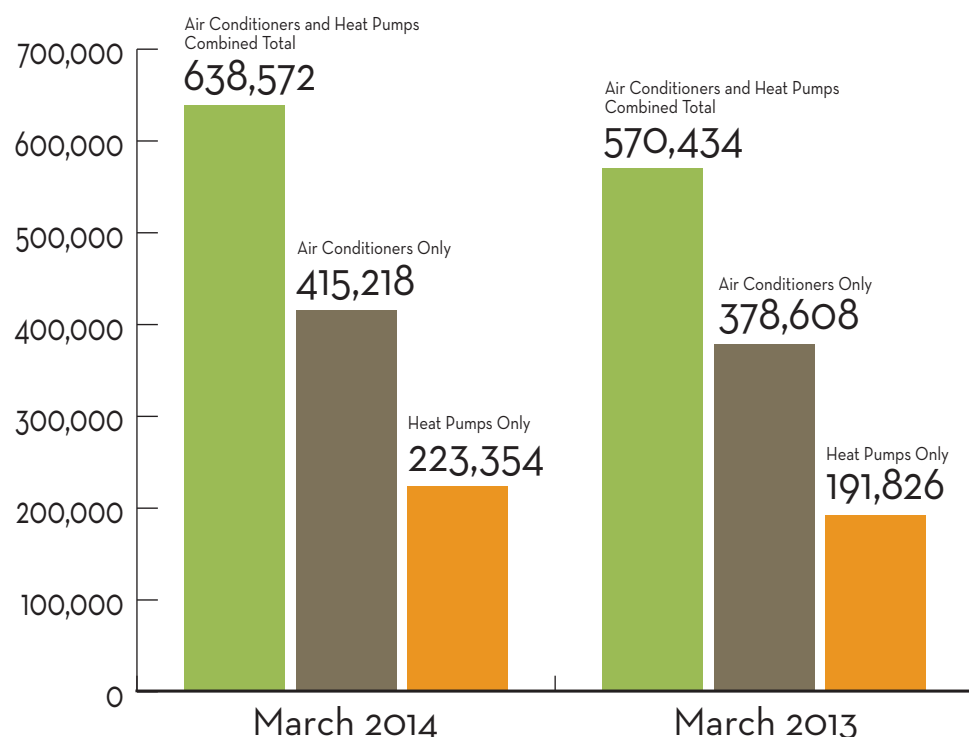


# Facts + Figures

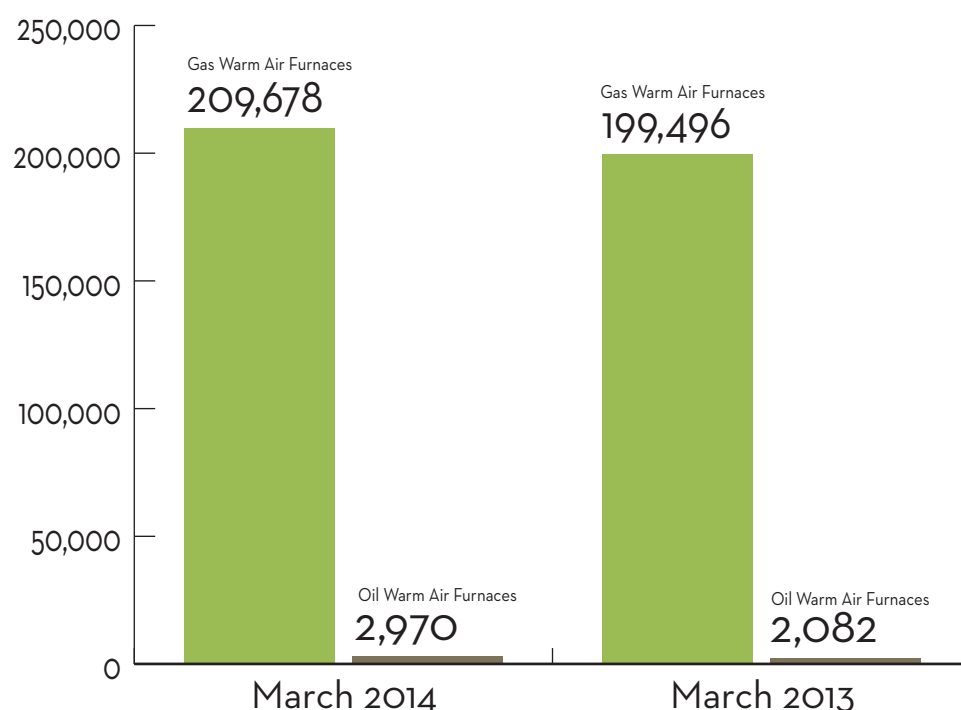
Source: The Air-Conditioning, Heating, and Refrigeration Institute (AHRI). Industry figures are estimates that are derived from the best available figures supplied by a sample of AHRI member companies.

## Oil Warm-Air Furnace Shipments Up Nearly 43 Percent in March



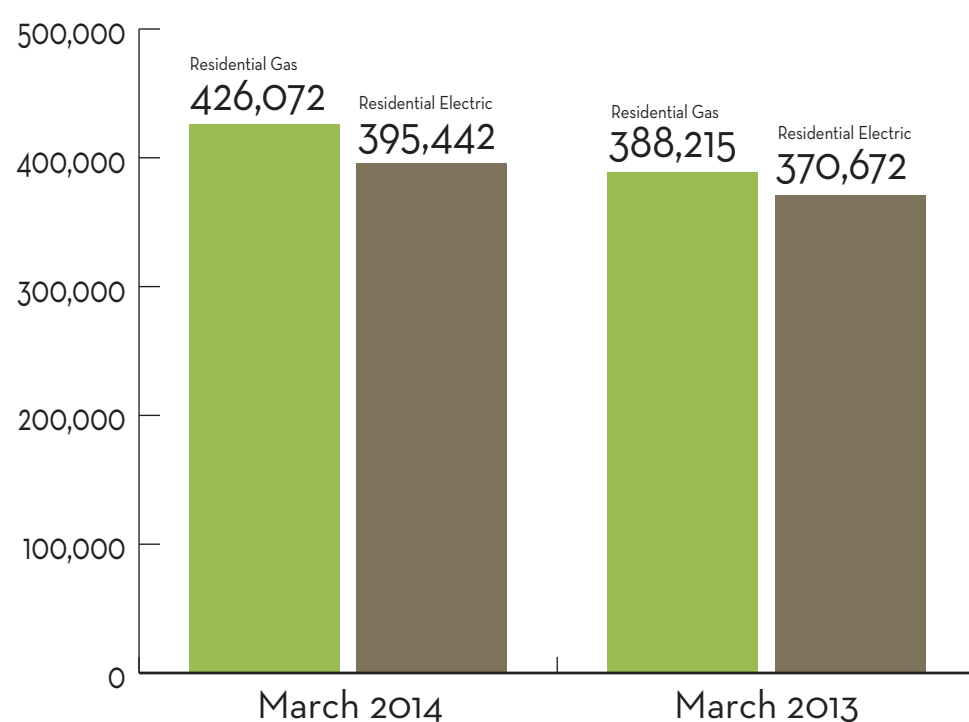
### Central A/C and Air-Source Heat Pumps

U.S. shipments of central air conditioners and air-source heat pumps totaled 638,572 units in March 2014, up 11.9 percent from 570,434 units shipped in March 2013. U.S. shipments of air conditioners increased 9.7 percent, to 415,218 units, up from 378,608 units shipped in March 2013. U.S. shipments of air-source heat pumps increased 16.4 percent, to 223,354 units, up from 191,826 units shipped in March 2013.



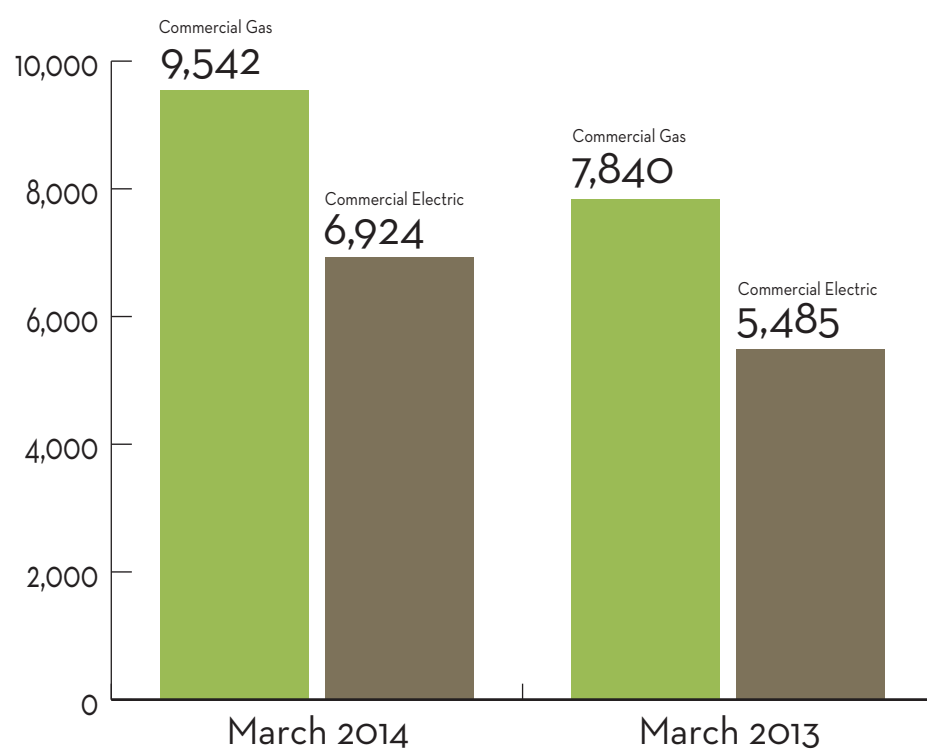
### Warm Air Furnaces

U.S. shipments of gas warm air furnaces for March 2014 increased 5.1 percent, to 209,678 units, up from 199,496 units shipped in March 2013. Oil warm air furnace shipments increased 42.7 percent, to 2,970 units in March 2014, up from 2,082 units shipped in March 2013.



### Residential Storage Water Heaters

U.S. shipments of residential gas storage water heaters for March 2014 increased 9.8 percent, to 426,072 units, up from 388,215 units shipped in March 2013. Residential electric storage water heater shipments increased 6.7 percent in March 2014, to 395,442 units, up from 370,672 units shipped in March 2013.



### Commercial Storage Water Heaters

Commercial gas storage water heater shipments increased 21.7 percent in March 2014, to 9,542 units, up from 7,840 units shipped in March 2013. Commercial electric storage water heater shipments increased 26.2 percent in March 2014, to 6,924 units, up from 5,485 units shipped in March 2013.