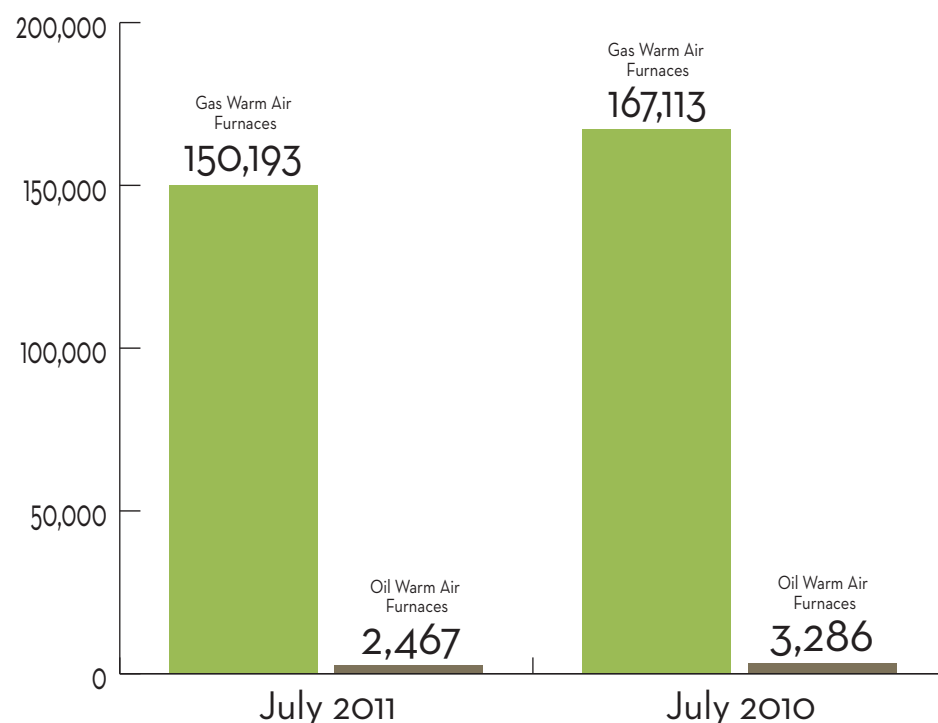
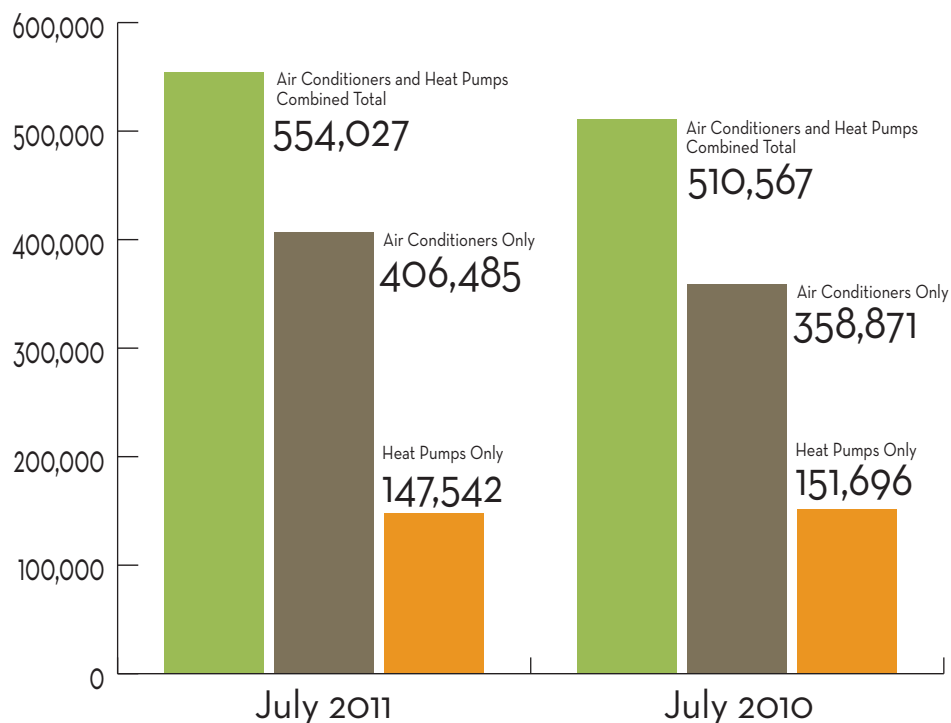


Facts + Figures

Source: The Air-Conditioning, Heating, and Refrigeration Institute (AHRI). Industry figures are estimates that are derived from the best available figures supplied by a sample of AHRI member companies.

July A/C Shipments Up, Furnaces and Heat Pumps Down

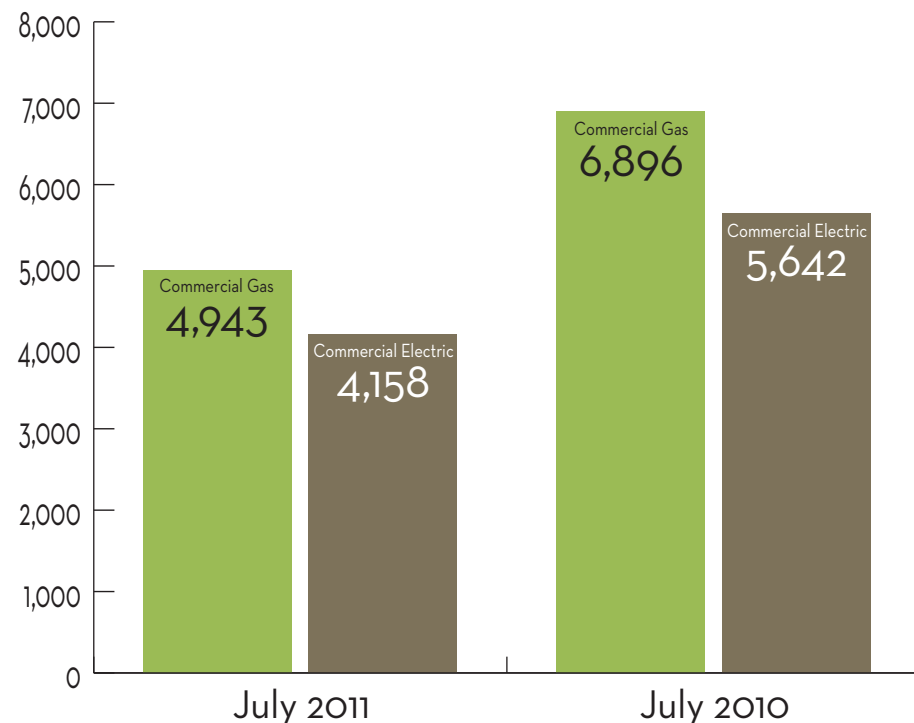
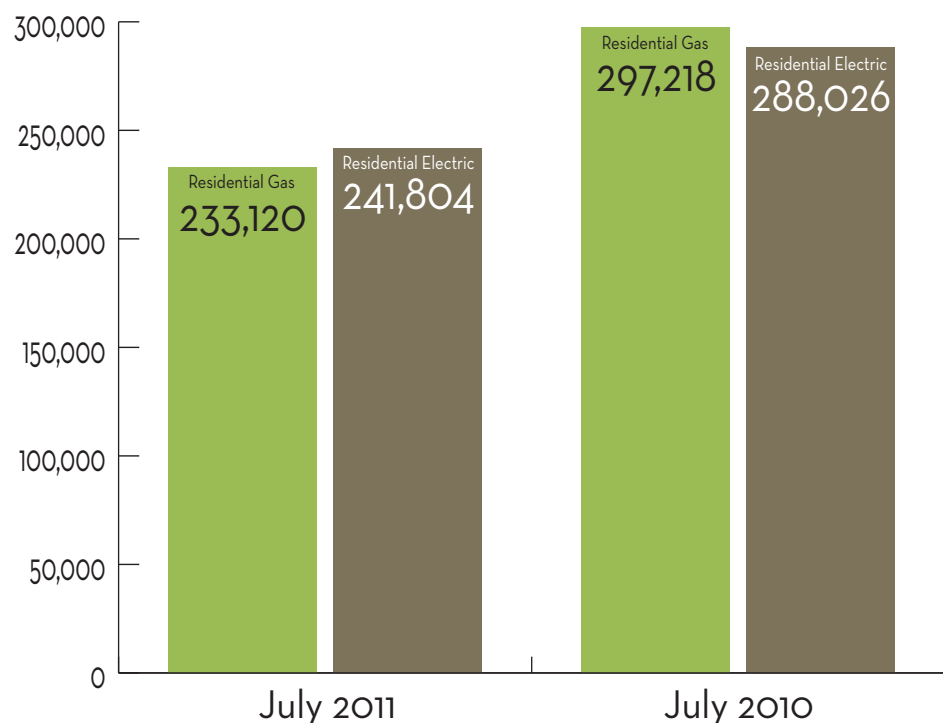


Central A/C and Air-Source Heat Pumps

U.S. shipments of central air conditioners and air-source heat pumps totaled 554,027 units in July 2011, up 9 percent from 510,567 units shipped in July 2010. U.S. shipments of air conditioners increased 13 percent, to 406,485 units, up from 358,871 units shipped in July 2010. U.S. shipments of air-source heat pumps decreased 3 percent, to 147,542 units, down from 151,696 units shipped in July 2010.

Warm Air Furnaces

U.S. shipments of gas warm-air furnaces for July 2011 decreased 10 percent, to 150,193 units, down from 167,113 units shipped in July 2010. Oil warm-air furnace shipments decreased 25 percent, to 2,467 units in July 2011, down from 3,286 units shipped in July 2010.



Residential Storage Water Heaters

U.S. shipments of residential gas storage water heaters for July 2011 decreased 22 percent, to 233,120 units, down from 297,218 units shipped in July 2010. Residential electric storage water heater shipments decreased 16 percent in July 2011, to 241,804 units, down from 288,026 units shipped in July 2010.

Commercial Storage Water Heaters

Commercial gas storage water heater shipments decreased 28 percent in July 2011, to 4,943 units, down from 6,896 units shipped in July 2010. Commercial electric storage water heater shipments decreased 26 percent in July 2011, to 4,158 units, down from 5,642 units shipped in July 2010.