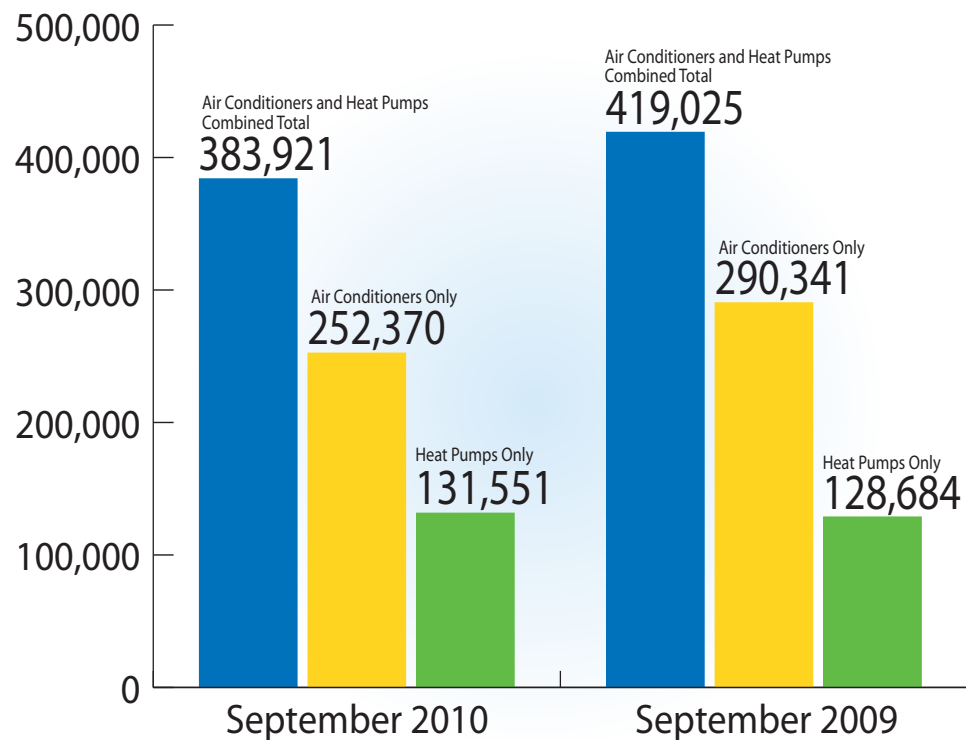
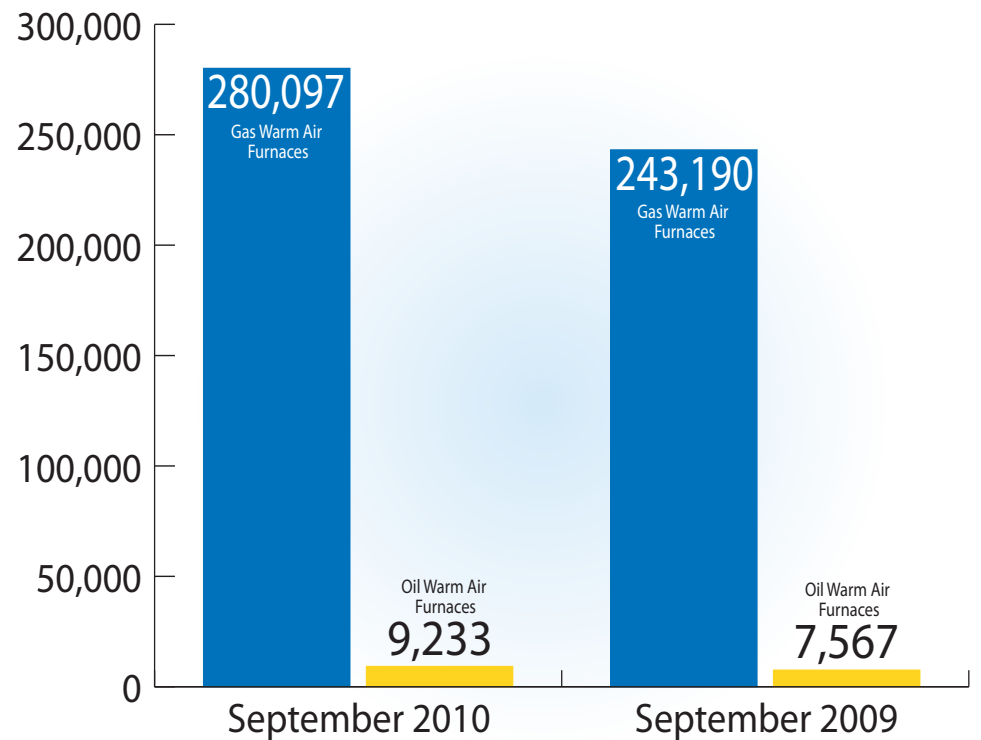


Furnace Shipments Up, A/C Shipments Down



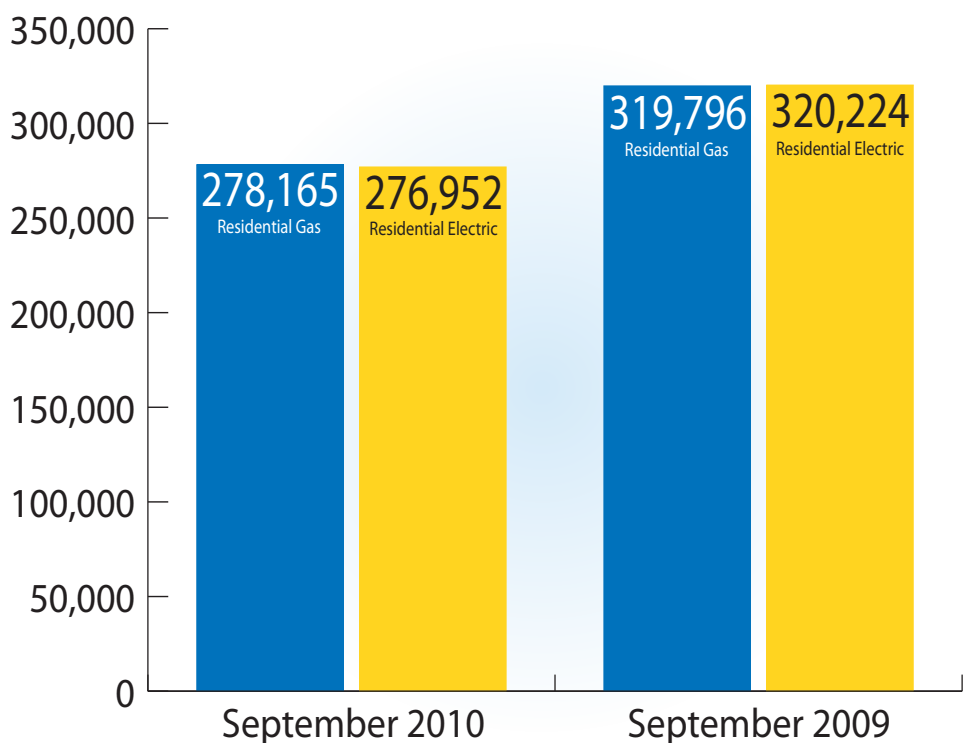
Central A/C and Air-Source Heat Pumps

U.S. shipments of central air conditioners and air-source heat pumps totaled 383,921 units in September 2010, down 8 percent from 419,025 units shipped in September 2009. Specifically, shipments of air conditioners decreased 13 percent, while shipments of heat pumps increased 2 percent. Year-to-date combined shipments of residential central air conditioners and air-source heat pumps increased 1 percent. While year-to-date shipments of central air conditioners decreased 1 percent, year-to-date shipments of heat pumps increased 6 percent.



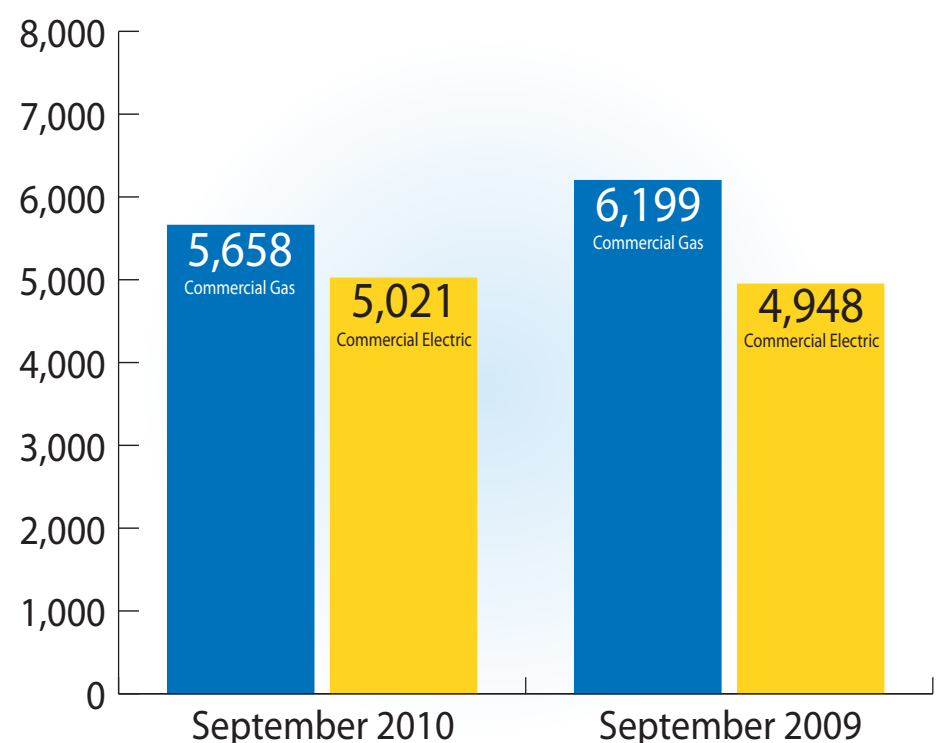
Warm Air Furnaces

U.S. shipments of gas warm-air furnaces for September 2010 increased 15 percent, to 280,097 units, up from 243,190 units shipped in September 2009. Oil warm-air furnace shipments increased 22 percent, to 9,233 units in September 2010, up from 7,567 units shipped in September 2009. Year-to-date U.S. shipments of gas warm-air furnaces increased 16 percent, and oil warm-air furnaces increased 12 percent.



Residential Water Heaters

U.S. shipments of residential gas water heaters for September 2010 decreased 13 percent, to 278,165 units, down from 319,796 units shipped in September 2009. Residential electric water heater shipments decreased 14 percent in September 2010, to 276,952 units, down from 320,224 units shipped in September 2009.



Commercial Water Heaters

Commercial gas water heater shipments decreased 9 percent in September 2010, to 5,658 units, compared with 6,199 units shipped in September 2009. Commercial electric water heater shipments increased 2 percent in September 2010, to 5,021 units, up from 4,948 units shipped in September 2009.