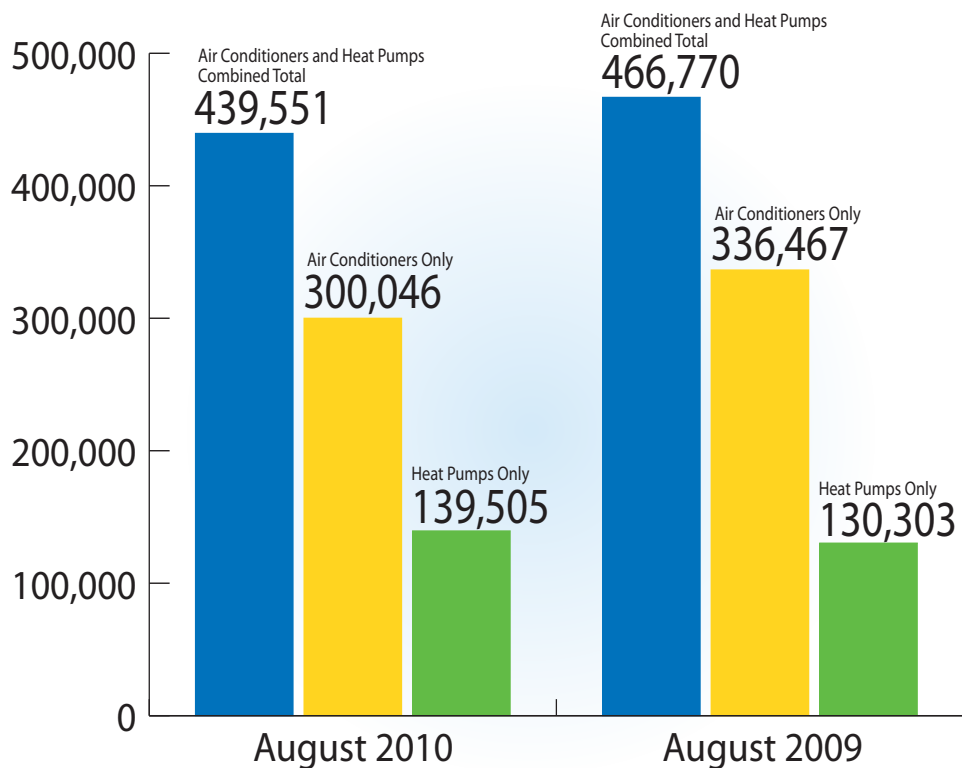


# facts & figures

COMPILED BY AHRI

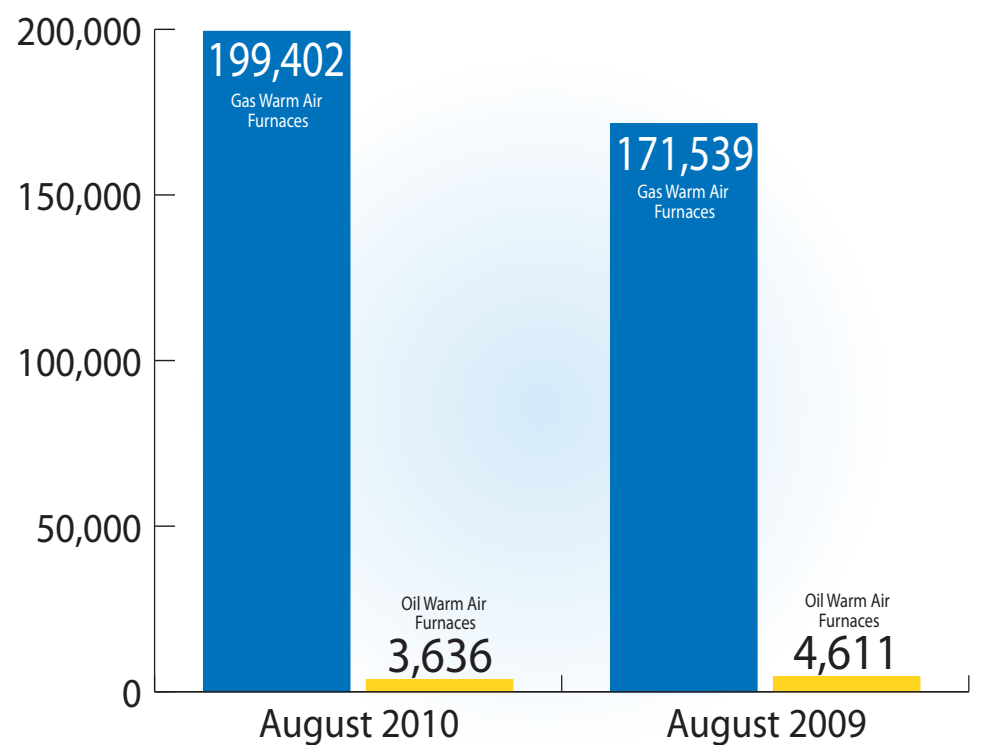
SOURCE: The Air-Conditioning, Heating, and Refrigeration Institute (AHRI). Industry figures are estimates that are derived from the best available figures supplied by a sample of AHRI member companies.

## A/C, Oil Furnace Shipments Down, Others Up



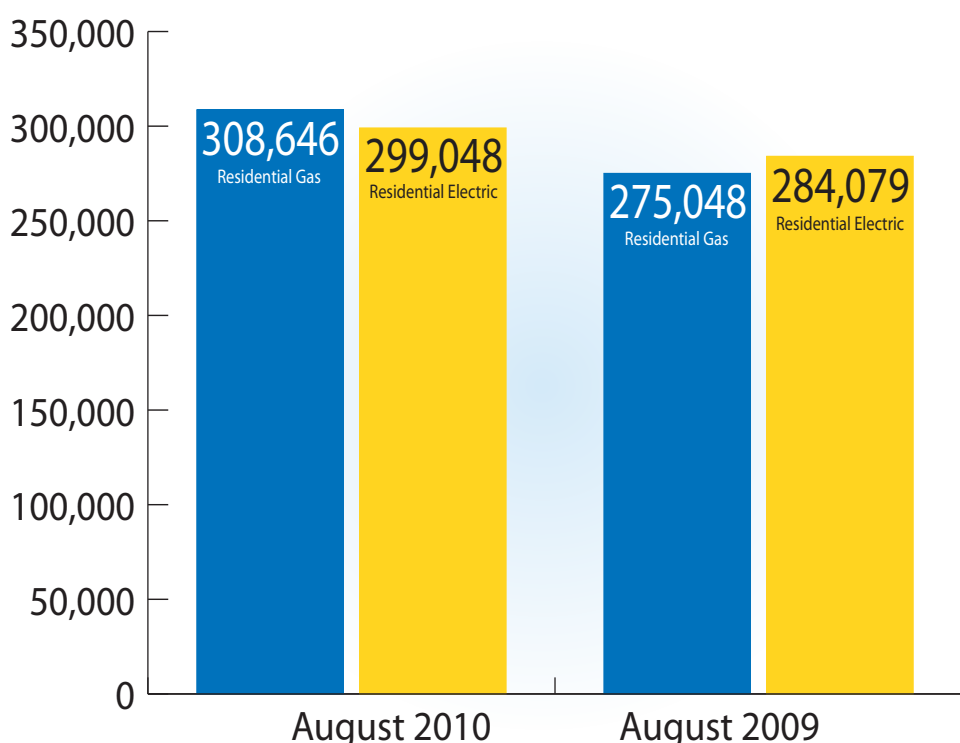
### Central A/C and Air-Source Heat Pumps

U.S. shipments of central air conditioners and air-source heat pumps totaled 439,551 units in August 2010, down 6 percent from 466,770 units shipped in August 2009. Specifically, shipments of air conditioners decreased 11 percent, while shipments of air-source heat pumps increased 7 percent. Yet year-to-date combined shipments of residential central air conditioners and air-source heat pumps increased 2 percent. Year-to-date shipments of central air conditioners increased 0.1 percent, and the year-to-date total for heat pump shipments increased 6 percent.



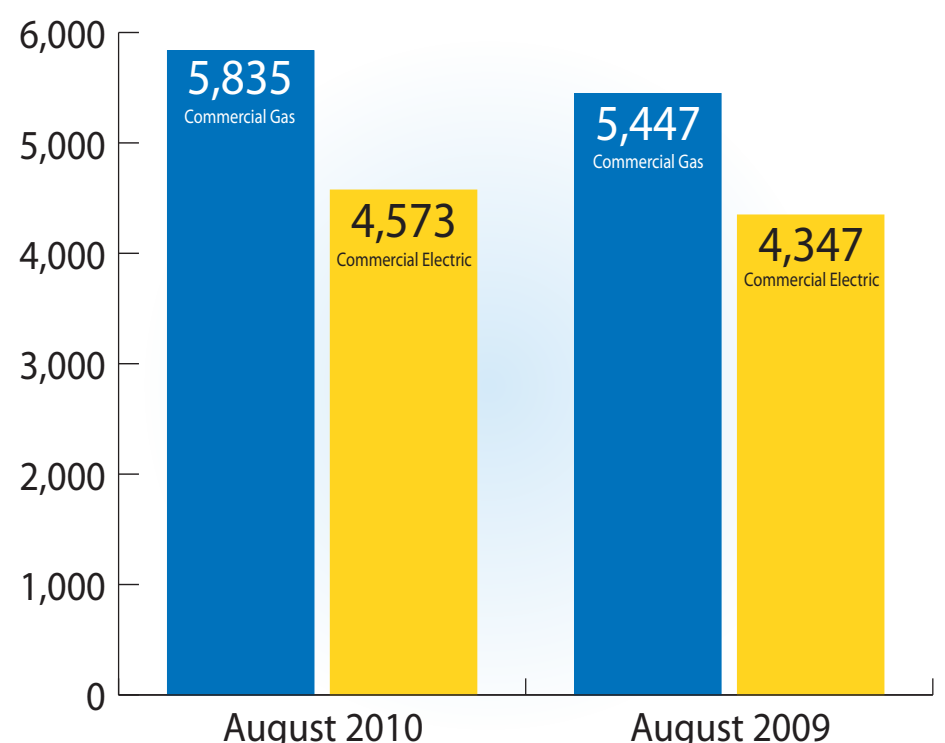
### Warm Air Furnaces

U.S. shipments of gas warm air furnaces for August 2010 increased 16 percent, to 199,402 units, up from 171,539 units shipped in August 2009. Oil warm air furnace shipments decreased 21 percent, to 3,636 units in August 2010, down from 4,611 units shipped in August 2009. Yet year-to-date U.S. shipments of gas warm air furnaces increased 16 percent, and oil warm air furnaces increased 9 percent.



### Residential Water Heaters

August 2010 U.S. shipments of residential gas water heaters increased 12 percent, to 308,646 units, up from 275,048 units shipped in August 2009. Residential electric water heater shipments increased 5 percent in August 2010, to 299,048 units, up from 284,079 units shipped in August 2009.



### Commercial Water Heaters

Commercial gas water heater shipments increased 7 percent in August 2010, to 5,835 units, compared with 5,447 units shipped in August 2009. Commercial electric water heater shipments increased 5 percent in August 2010, to 4,573 units, up from 4,347 units shipped in August 2009.