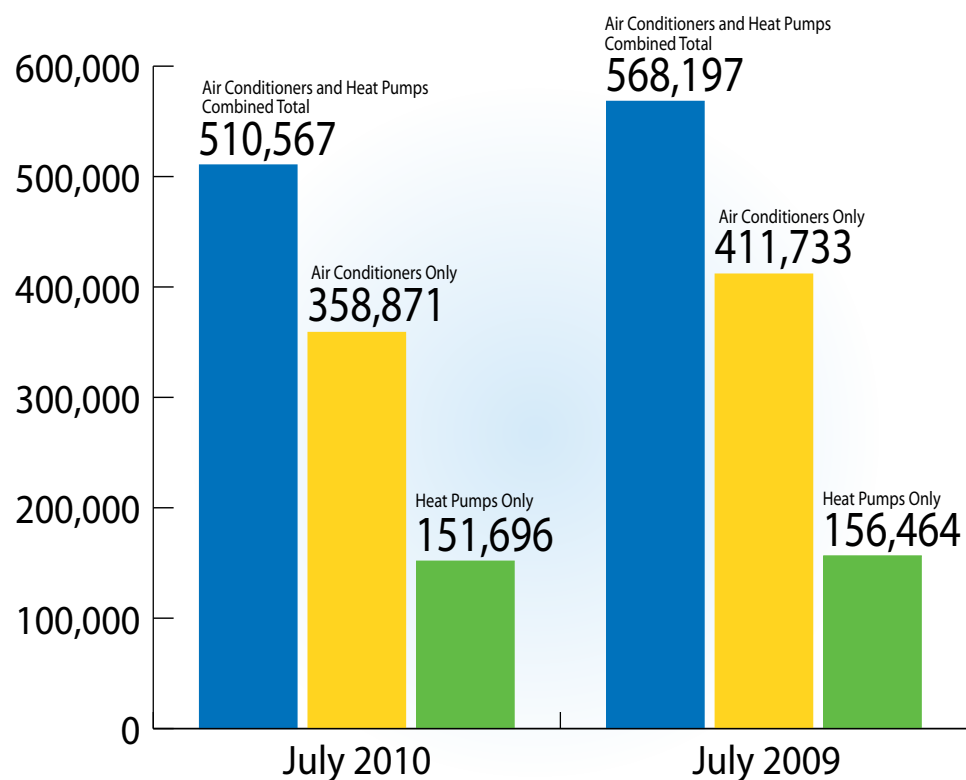


facts & figures

COMPILED BY AHRI

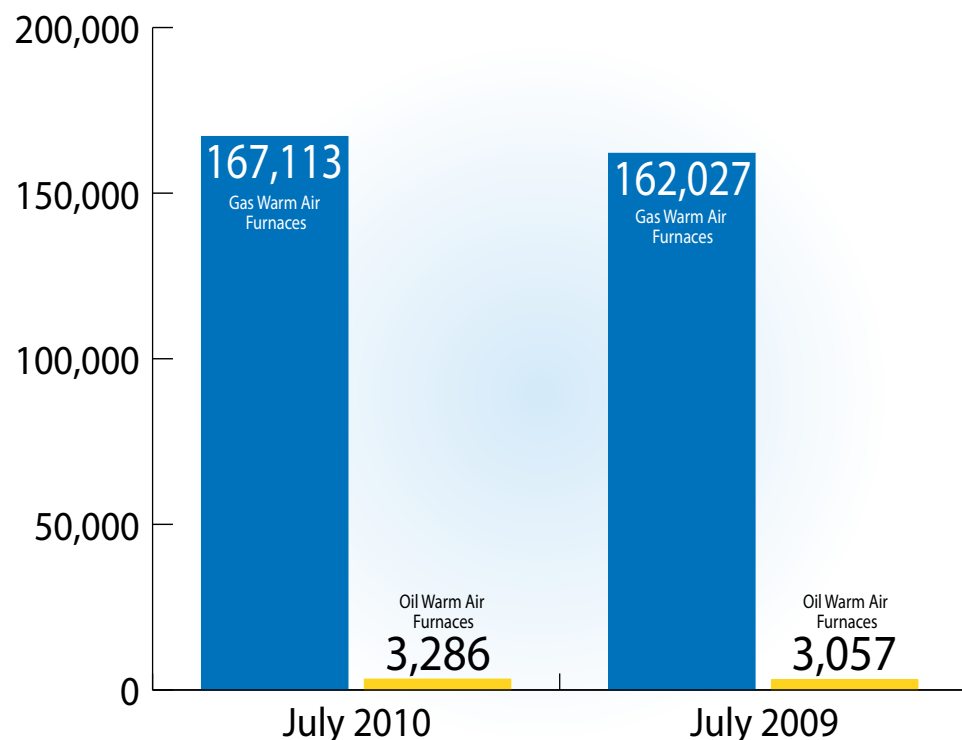
SOURCE: The Air-Conditioning, Heating, and Refrigeration Institute (AHRI). Industry figures are estimates that are derived from the best available figures supplied by a sample of AHRI member companies.

July A/C Shipments Down, Others Are Up



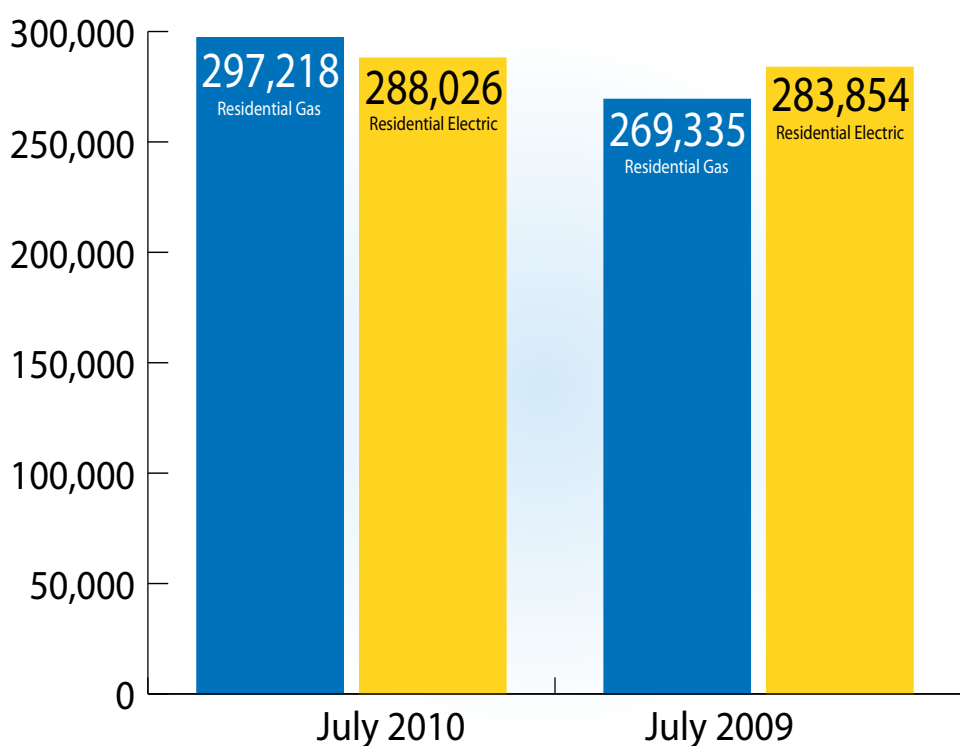
Central A/C and Air-Source Heat Pumps

In July 2010, U.S. shipments of central air conditioners and air-source heat pumps were down 10 percent compared to July 2009. A total of 510,567 units were shipped, down from 568,197 units shipped in July 2009. Specifically, shipments of air conditioners decreased 13 percent, and air-source heat pumps decreased 3 percent. Yet year-to-date combined shipments of residential central air conditioners and air-source heat pumps increased 3 percent. Year-to-date shipments of central air conditioners increased 2 percent, and the year-to-date total for heat pump shipments increased 6 percent.



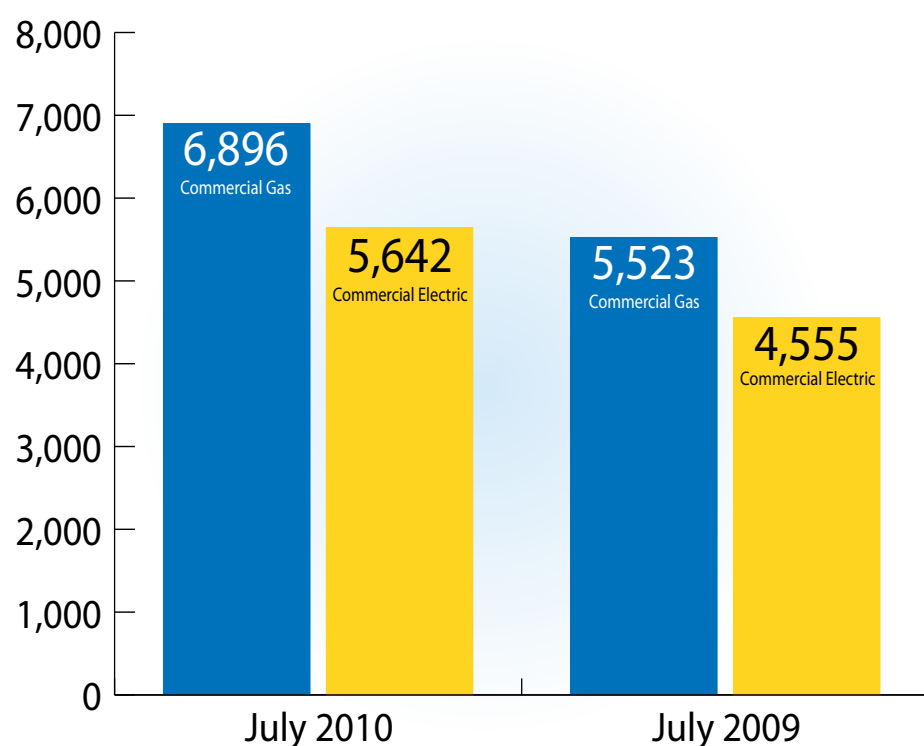
Warm Air Furnaces

U.S. shipments of gas warm air furnaces for July 2010 increased 3 percent, to 167,113 units, up from 162,027 units shipped in July 2009. Oil warm air furnace shipments increased 8 percent, to 3,286 units in July 2010, up from 3,057 units shipped in July 2009. Year-to-date U.S. shipments of gas warm air furnaces increased 16 percent, and oil warm air furnaces increased 15 percent.



Residential Water Heaters

July 2010 U.S. shipments of residential gas water heaters increased 10 percent, to 297,218 units, up from 269,335 units shipped in July 2009. Residential electric water heater shipments increased 2 percent in July 2010, to 288,026 units, up from 283,854 units shipped in July 2009.



Commercial Water Heaters

Commercial gas water heater shipments increased 25 percent in July 2010, to 6,896 units, compared with 5,523 units shipped in July 2009. Commercial electric water heater shipments increased 24 percent in July 2010, to 5,642 units, up from 4,555 units shipped in July 2009.