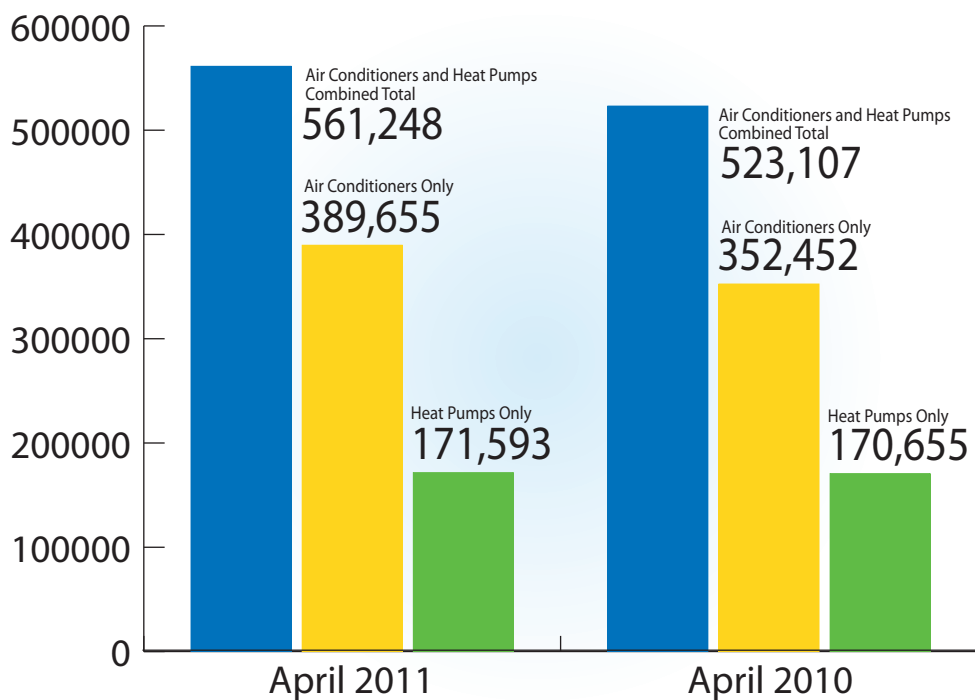


facts & figures

COMPILED BY AHRI

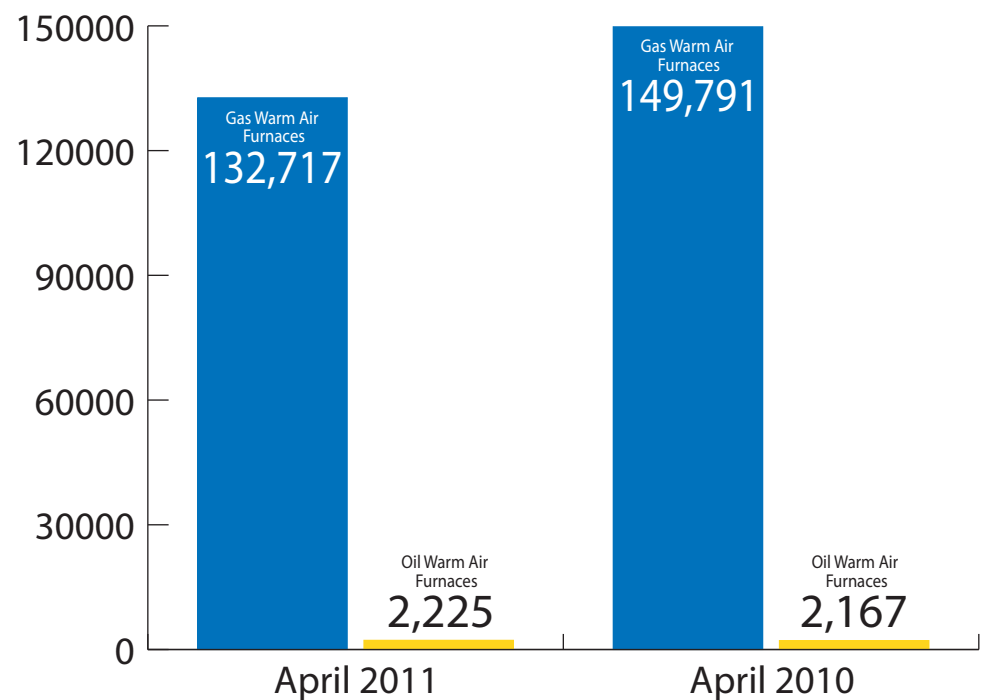
SOURCE: The Air-Conditioning, Heating, and Refrigeration Institute (AHRI). Industry figures are estimates that are derived from the best available figures supplied by a sample of AHRI member companies.

April Shipments a Mixed Bag, A/C Shipments Up



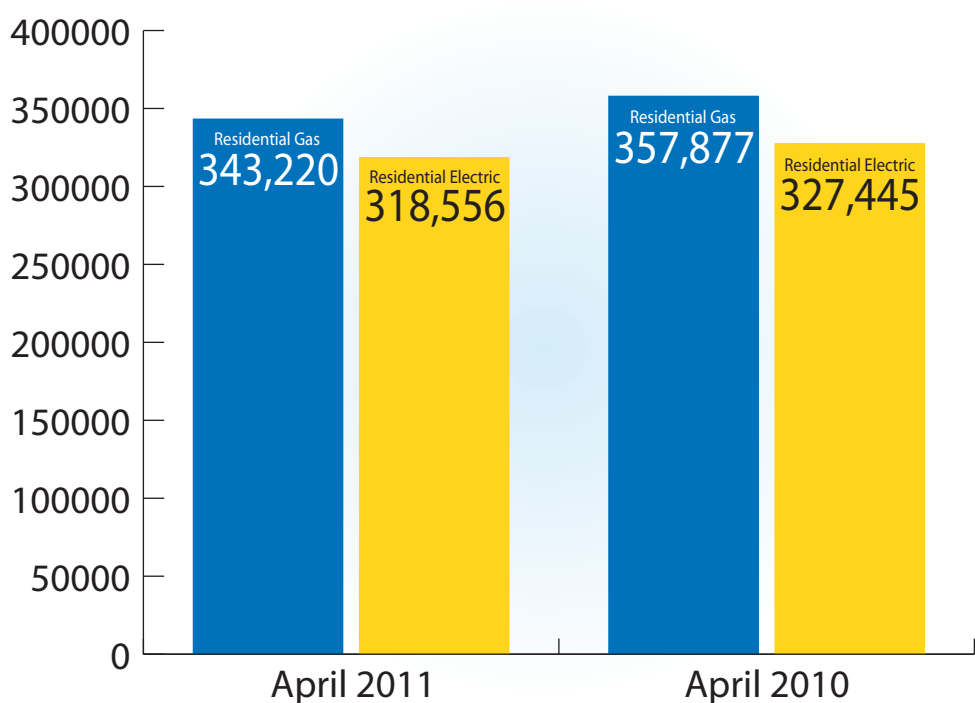
Central A/C and Air-Source Heat Pumps

U.S. shipments of central air conditioners and air-source heat pumps totaled 561,248 units in April 2011, up 7 percent from a revised total of 523,107 units shipped in April 2010. Specifically, shipments of air conditioners increased 11 percent, and shipments of air-source heat pumps increased 0.5 percent.



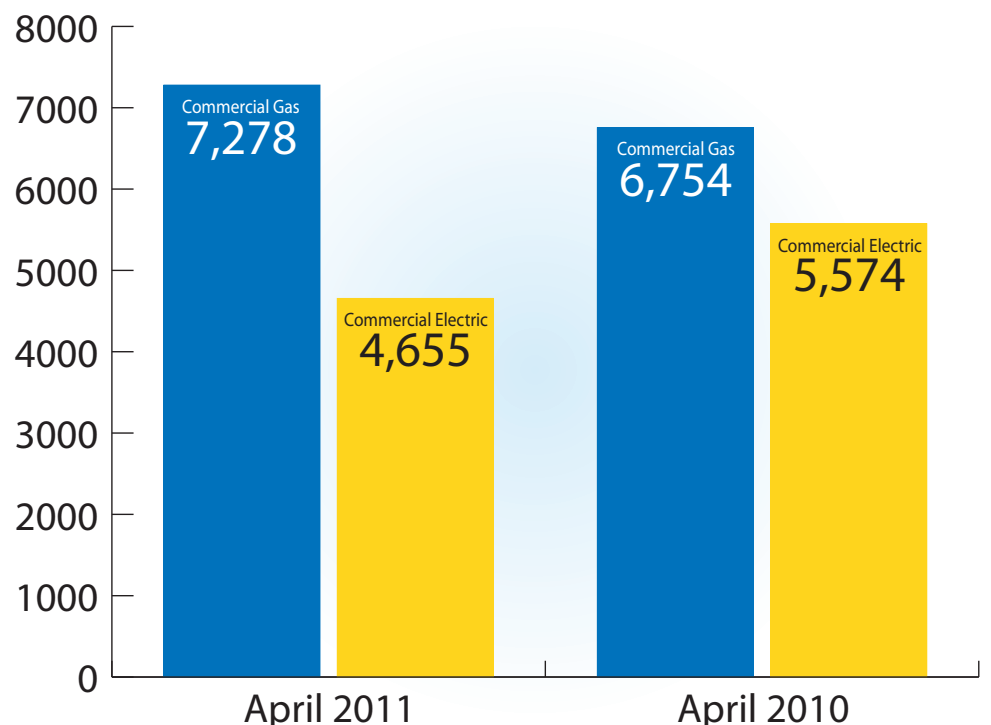
Warm Air Furnaces

U.S. shipments of gas warm air furnaces for April 2011 decreased 11 percent, to 132,717 units, down from 149,791 units shipped in April 2010. Oil warm air furnace shipments increased 3 percent, to 2,225 units in April 2011, up from 2,167 units shipped in April 2010.



Residential Storage Water Heaters

U.S. shipments of residential gas storage water heaters for April 2011 decreased 4 percent, to 343,220 units, down from 357,877 units shipped in April 2010. Residential electric storage water heater shipments decreased 3 percent in April 2011, to 318,556 units, down from 327,445 units shipped in April 2010.



Commercial Storage Water Heaters

Commercial gas storage water heater shipments increased 8 percent in April 2011, to 7,278 units, up from 6,754 units shipped in April 2010. Commercial electric storage water heater shipments decreased 17 percent in April 2011, to 4,655 units, down from 5,574 units shipped in April 2010.