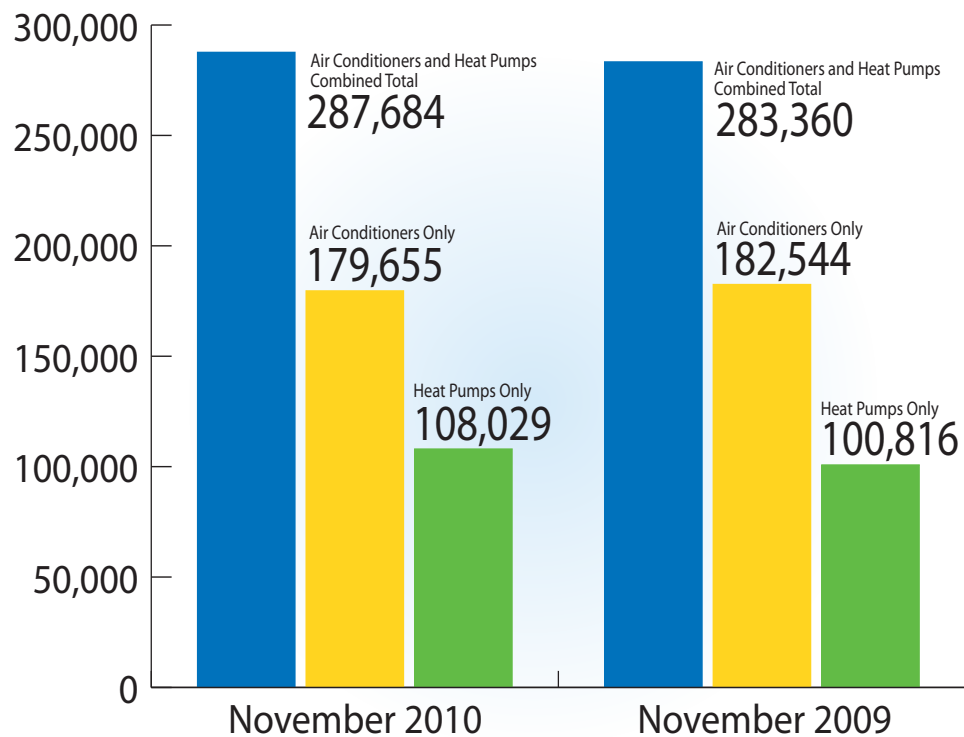
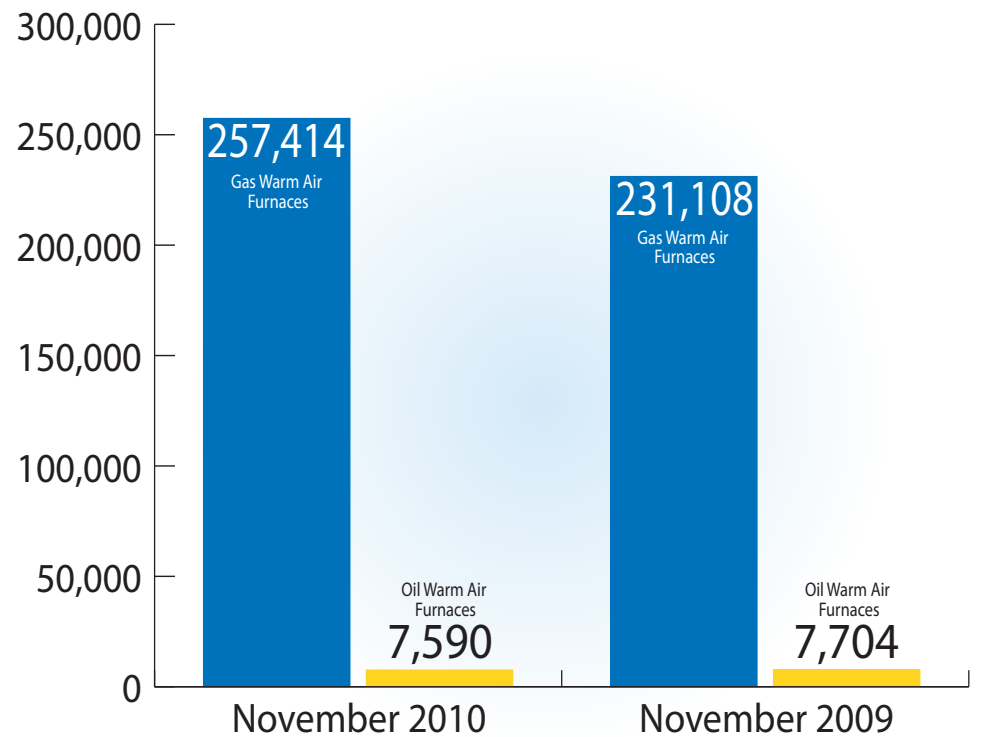


Most Shipments Up in November



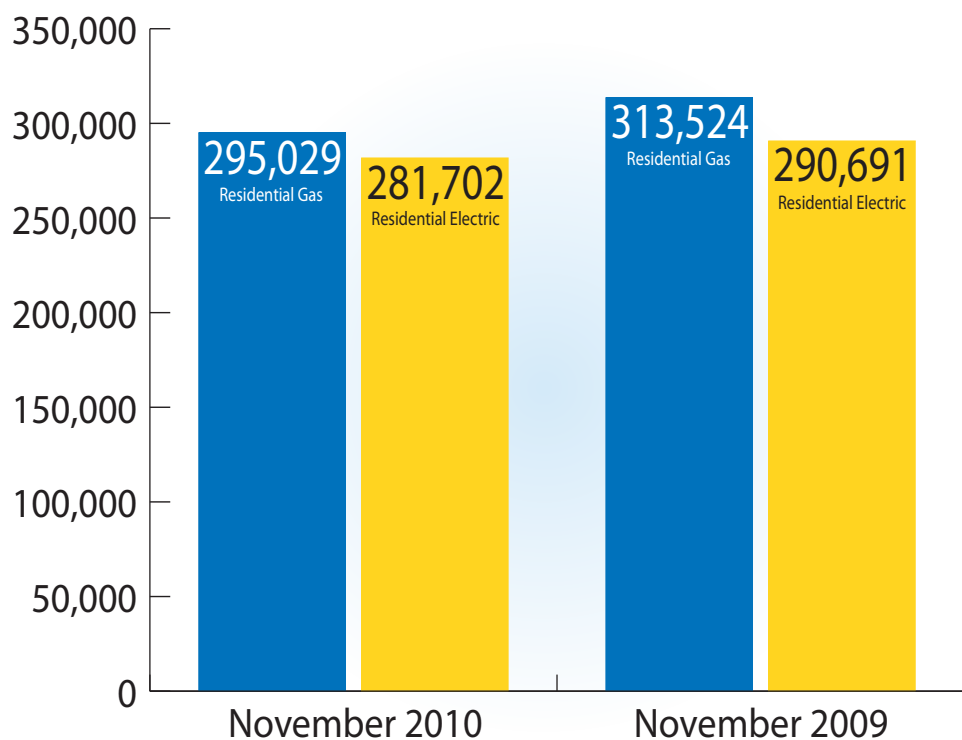
Central A/C and Air-Source Heat Pumps

U.S. shipments of central air conditioners and air-source heat pumps totaled 287,684 units in November 2010, up 2 percent from a revised total of 283,360 units shipped in November 2009. Specifically, shipments of air conditioners decreased 2 percent, while shipments of air-source heat pumps increased 7 percent. Year-to-date combined shipments of residential central air conditioners and air-source heat pumps increased 0.2 percent. While year-to-date shipments of central air conditioners decreased 2 percent, year-to-date total shipments of heat pump shipments increased 5 percent.



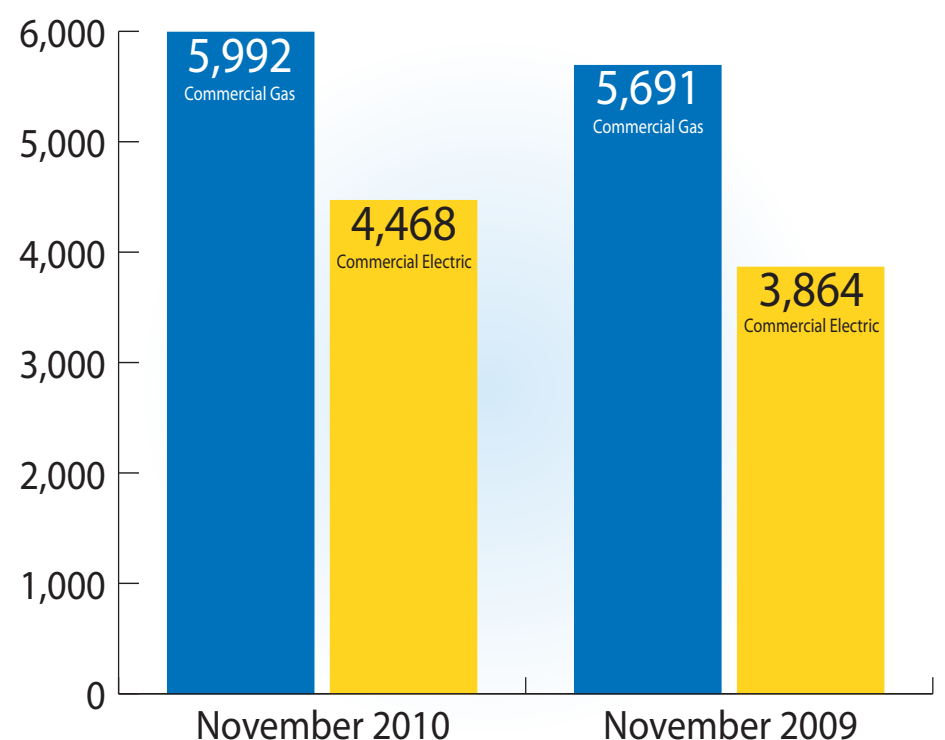
Warm Air Furnaces

U.S. shipments of gas warm air furnaces for November 2010 increased 11 percent, to 257,414 units, up from 231,108 units shipped in November 2009. Oil warm air furnace shipments decreased 2 percent, to 7,590 units in November 2010, down from 7,704 units shipped in November 2009. Year-to-date U.S. shipments of gas warm air furnaces increased 13 percent, and year-to-date U.S. shipments of oil warm air furnaces increased 5 percent.



Residential Water Heaters

U.S. shipments of residential gas water heaters for November 2010 decreased 6 percent, to 295,029 units, down from 313,524 units shipped in November 2009. Residential electric water heater shipments decreased 3 percent in November 2010, to 281,702 units, down from 290,691 units shipped in November 2009.



Commercial Water Heaters

Commercial gas water heater shipments increased 5 percent in November 2010, to 5,992 units, up from 5,691 units shipped in November 2009. Commercial electric water heater shipments increased 16 percent in November 2010, to 4,468 units, up from 3,864 units shipped in November 2009.