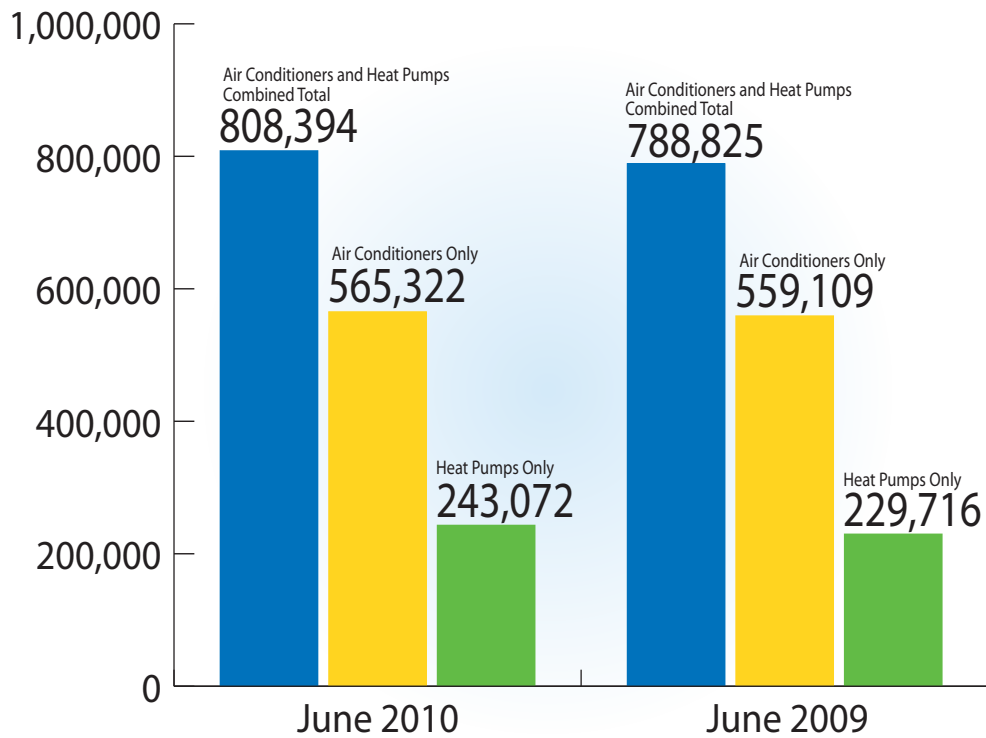
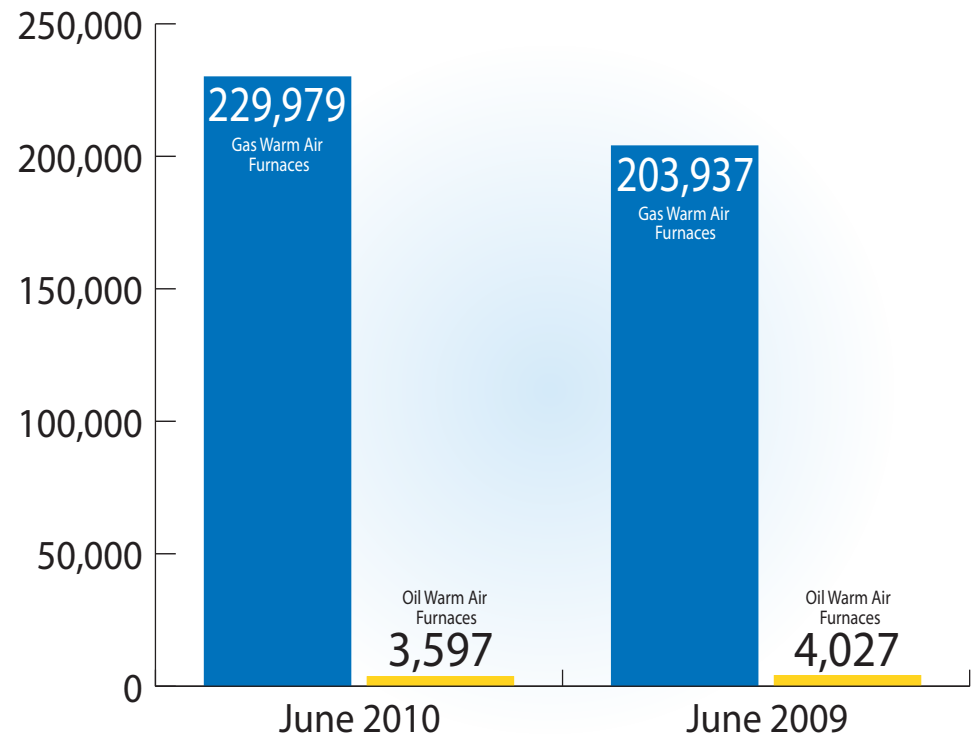


Industry Shipments Up in June



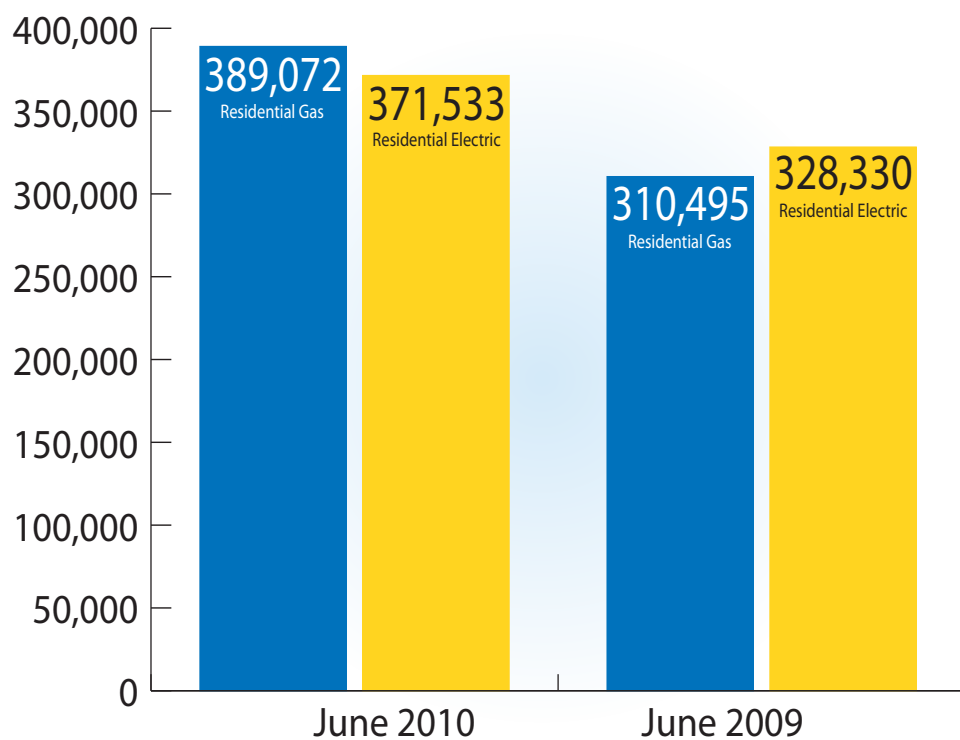
Central A/C and Air-Source Heat Pumps

U.S. shipments of central air conditioners and air-source heat pumps totaled 808,394 in June 2010, up 2 percent from June 2009. Specifically, shipments of air conditioners increased 2 percent, and shipments of air-source heat pumps increased 6 percent. Year-to-date, the combined shipments of residential central air conditioners and air-source heat pumps have increased 6 percent.



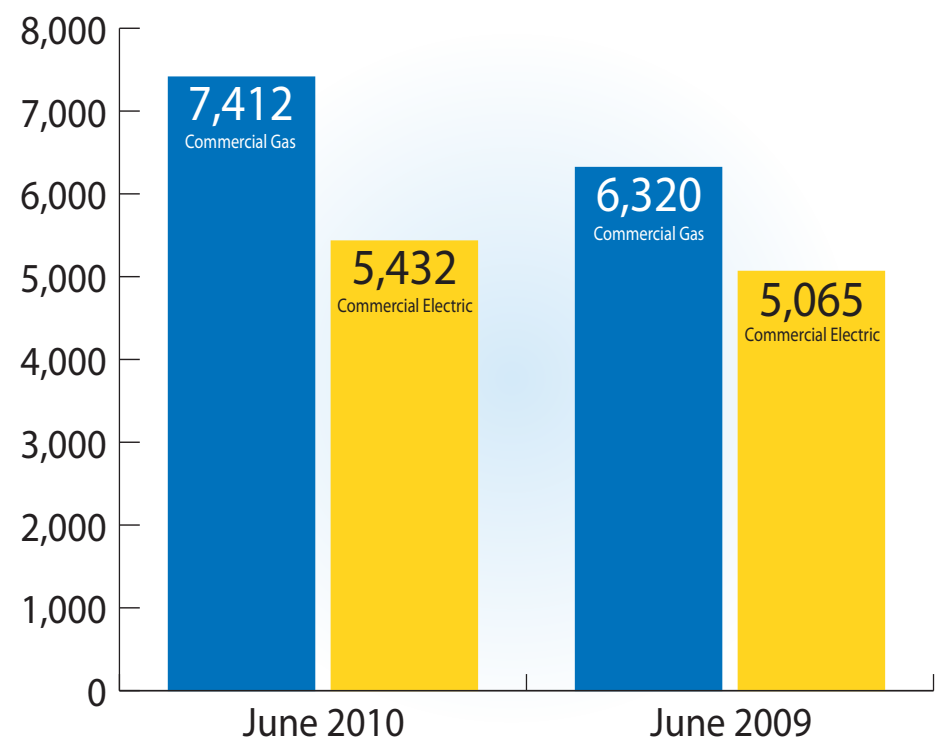
Warm Air Furnaces

June 2010 U.S. shipments of gas warm air furnaces increased 13 percent, to 229,979 units, from June 2009. While oil warm air furnace shipments decreased 11 percent, gas warm air furnaces increased 18 percent. Year-to-date U.S. shipments of oil warm air furnaces have increased 16 percent.



Residential Water Heaters

June 2010 U.S. shipments of residential gas water heaters increased 25 percent, to 389,072 units, from June 2009. Residential electric water heater shipments increased 13 percent for June 2010 compared to June 2009. For the year-to-date, U.S. shipments of residential gas water heaters have increased 11 percent, and residential electric water heater shipments have increased 3 percent.



Commercial Water Heaters

Commercial gas water heater shipments increased 17 percent in June 2010, to 7,412 units, compared with June 2009. Commercial electric water heater shipments increased 7 percent in June 2010. Year-to-date shipments of commercial gas water heaters have increased 4 percent, and commercial electric water heater shipments have increased 1 percent.