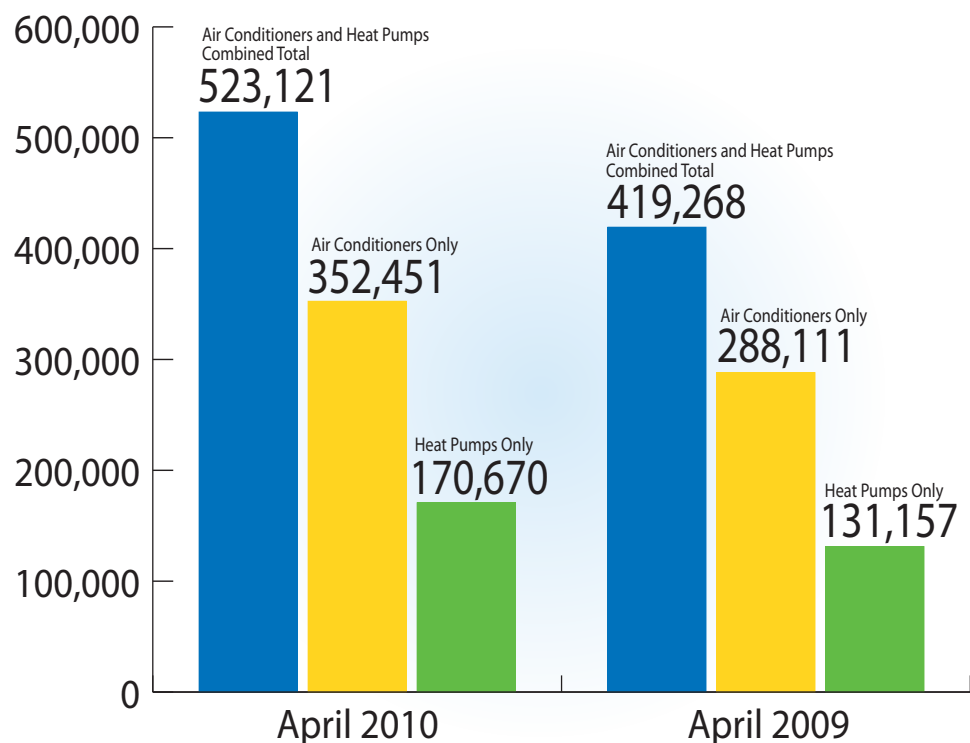


facts & figures

COMPILED BY AHRI

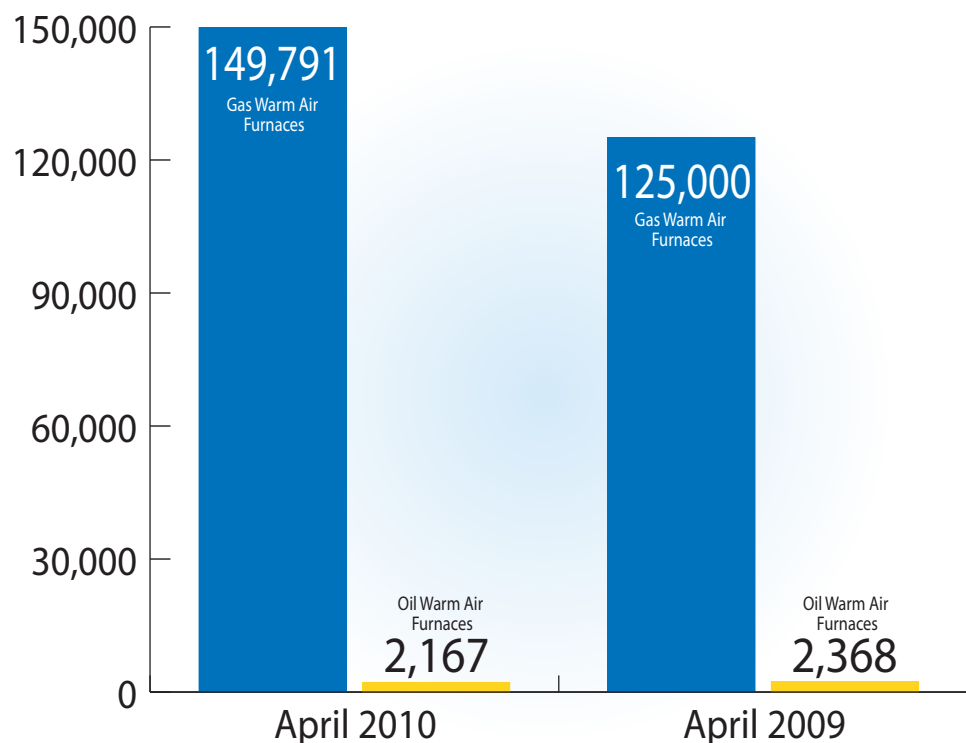
SOURCE: The Air-Conditioning, Heating, and Refrigeration Institute (AHRI). Industry figures are estimates that are derived from the best available figures supplied by a sample of AHRI member companies.

Industry Shipments Up in April



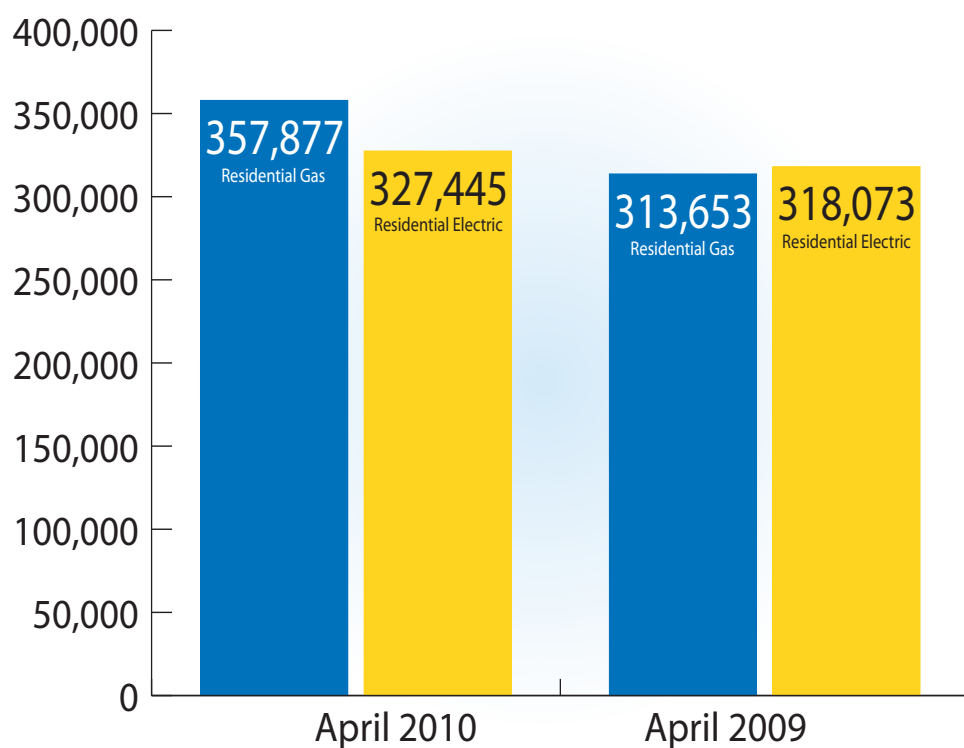
Central A/C and Air-Source Heat Pumps

U.S. shipments of central air conditioners and air-source heat pumps totaled 523,121 in April 2010, up 25 percent from a revised total of 419,268 units shipped in April 2009. U.S. shipments of air-source heat pumps increased 31 percent, to 170,670 units, up from a revised total of 131,157 units shipped in April 2009. U.S. shipments of air conditioners increased 23 percent, to 352,451 units, up from a revised total of 288,111 units shipped in April 2009.



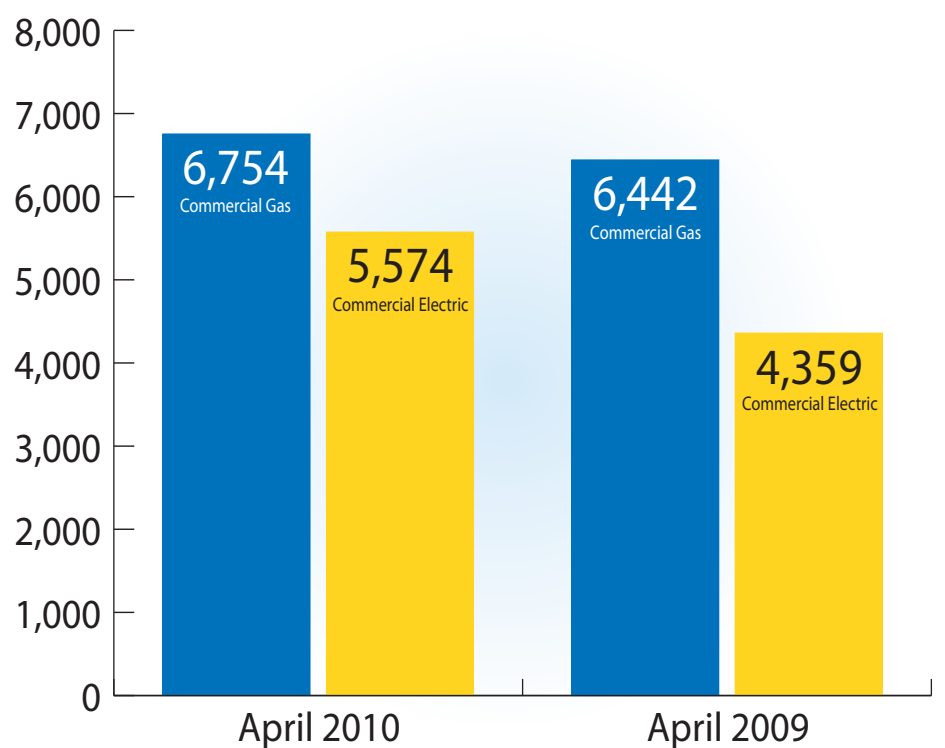
Warm Air Furnaces

U.S. shipments of gas warm air furnaces increased 20 percent in April 2010, to 149,791 units, up from 125,000 units shipped in April 2009. Oil warm air furnaces, however, decreased 9 percent, to 2,167 units in April 2010, down from 2,368 units shipped in April 2009.



Residential Water Heaters

April 2010 saw increases in U.S. shipments of both gas and electric residential water heaters compared to 2009. Residential gas water heater shipments increased 14 percent, to 357,877 units, up from 313,653 units shipped in April 2009. Residential electric heater shipments increased 3 percent in April, to 327,445 units, up from 318,073 units shipped in April 2009.



Commercial Water Heaters

Commercial gas water heater shipments increased 4 percent in April 2010, to 6,754, compared with 6,442 units shipped in April 2009. Commercial electric water heaters increased 28 percent in April 2010, to 5,574 units, up from 4,359 units shipped in April 2009. ■