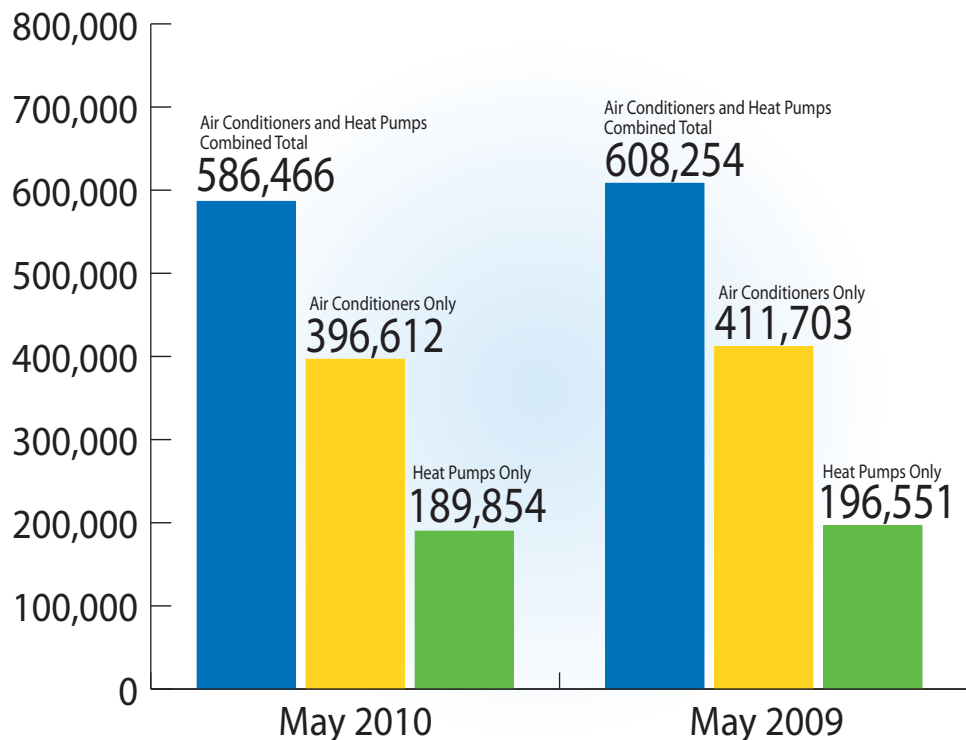
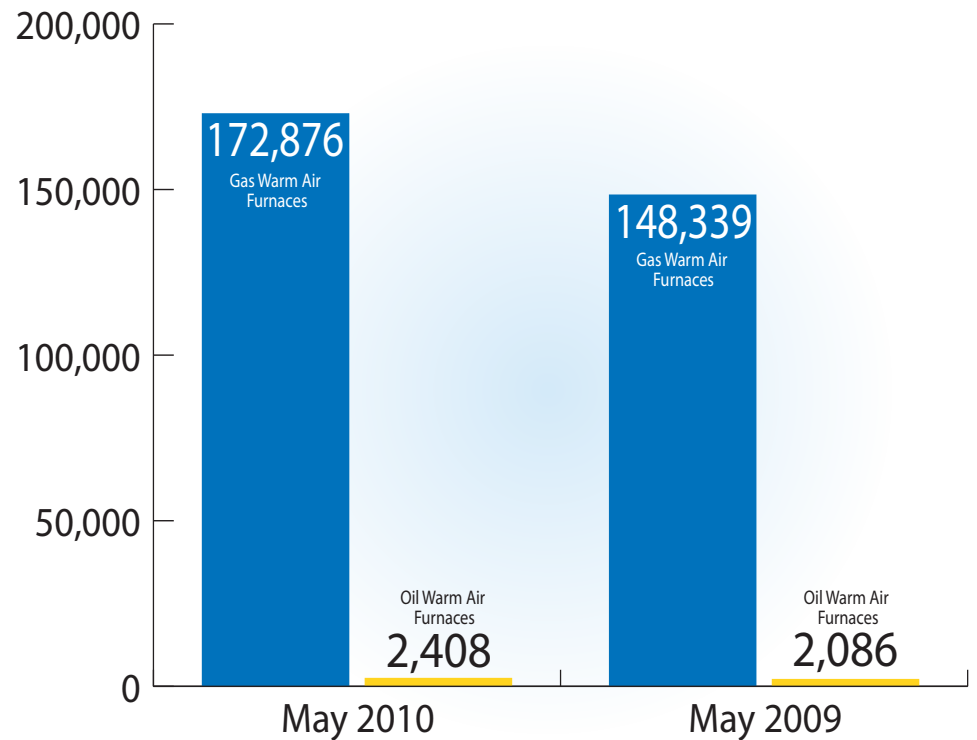


## Industry Shipments Up in May



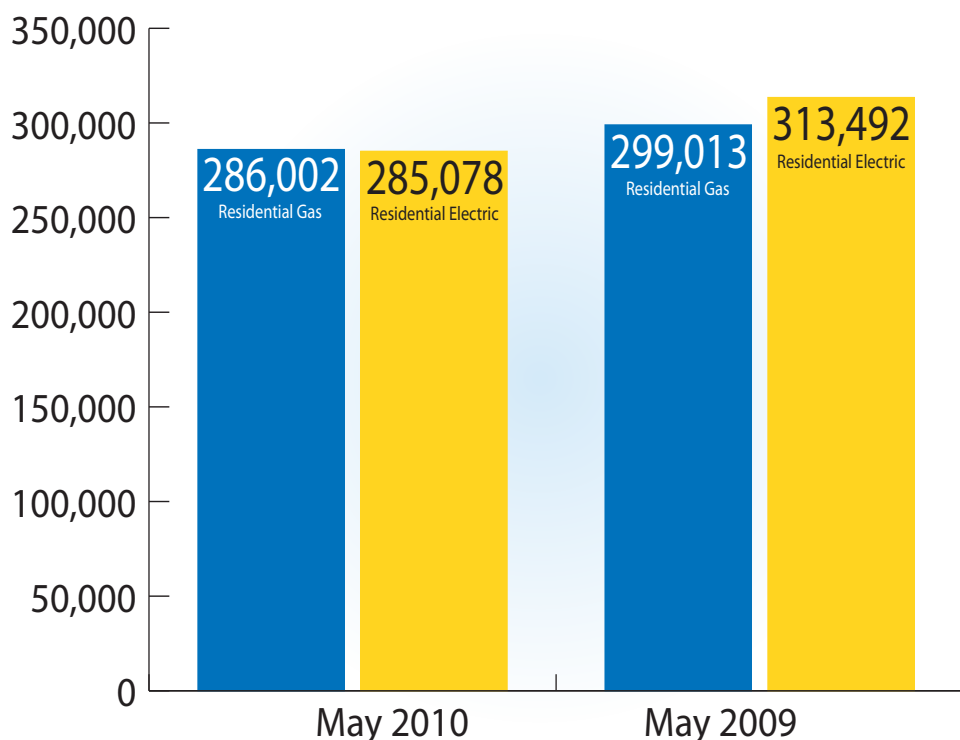
### Central A/C and Air-Source Heat Pumps

U.S. shipments of central air conditioners and air-source heat pumps totaled 586,466 in May 2010, down 4 percent from May 2009. Specifically, shipments of air conditioners decreased 4 percent, and shipments of air-source heat pumps decreased 3 percent. However, year-to-date combined shipments of residential central air conditioners and air-source heat pumps increased 7 percent.



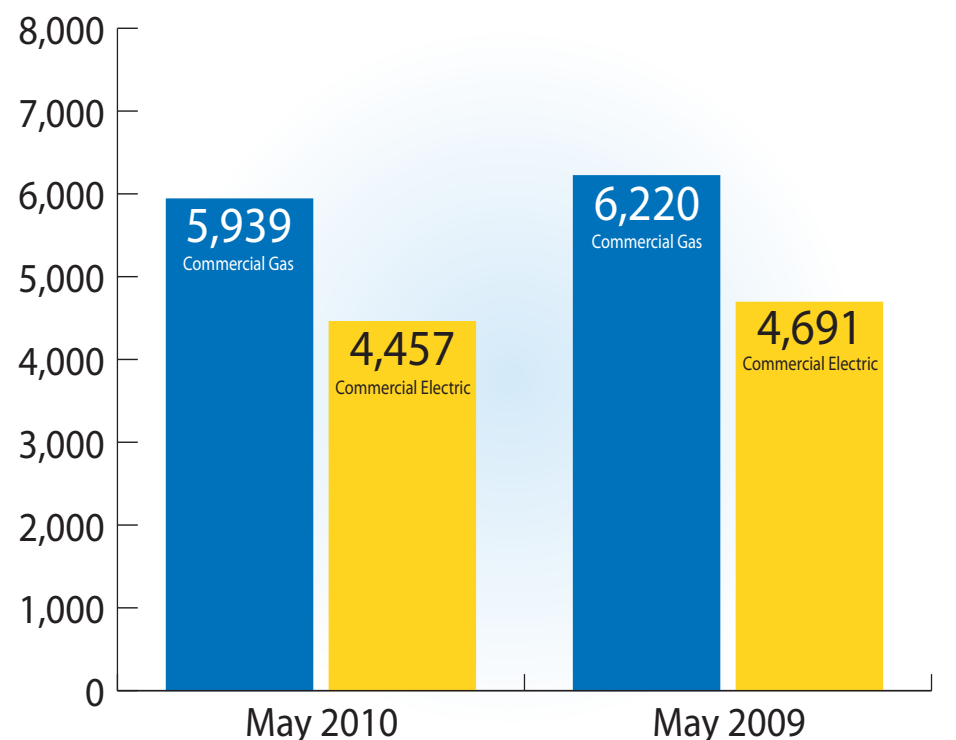
### Warm Air Furnaces

May 2010 U.S. shipments of gas warm air furnaces increased 17 percent, to 172,876 units, up from 148,339 units shipped in May 2009. Oil warm air furnaces increased 15 percent to 2,408 units in May 2010, up from 2,086 units shipped in May 2009. Year-to-date shipments for gas warm air furnaces increased 20 percent, and year-to-date shipments of oil warm air furnaces increased 24 percent.



### Residential Water Heaters

May 2010 U.S. shipments of residential gas water heater shipments decreased 4 percent, to 286,002 units, down from 299,013 units shipped in May 2009. Residential electric heater shipments decreased 9 percent in May 2010, to 285,078 units, down from 313,492 units shipped in May 2009. Year-to-date, shipments of residential gas water heaters increased 8 percent, and shipments of residential electric water heater shipments increased 1 percent.



### Commercial Water Heaters

Commercial gas water heater shipments decreased 5 percent in May 2010 to 5,939 units, compared with 6,220 units shipped in May 2009. Commercial electric water heater shipments decreased 5 percent in May 2010, to 4,457 units, down from 4,691 units shipped in May 2009. Year-to-date shipments of commercial gas water heaters increased 2 percent; however, year-to-date commercial electric water heater shipments decreased 0.3 percent.